



STRATEGIES TO END HOMELESSNESS

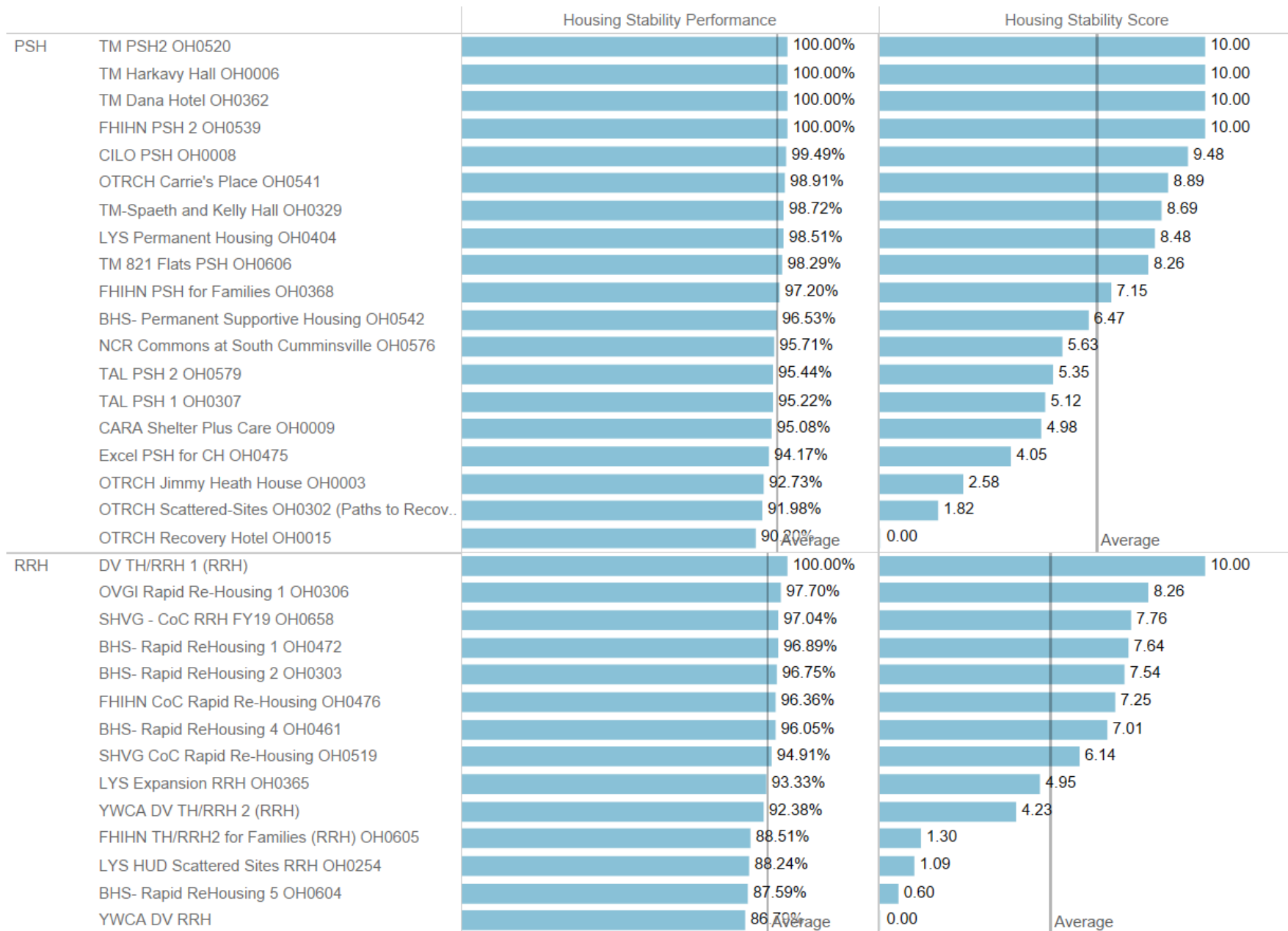
prevent. assist. solve.

2023 CoC scoring

Metric-by-metric breakdown

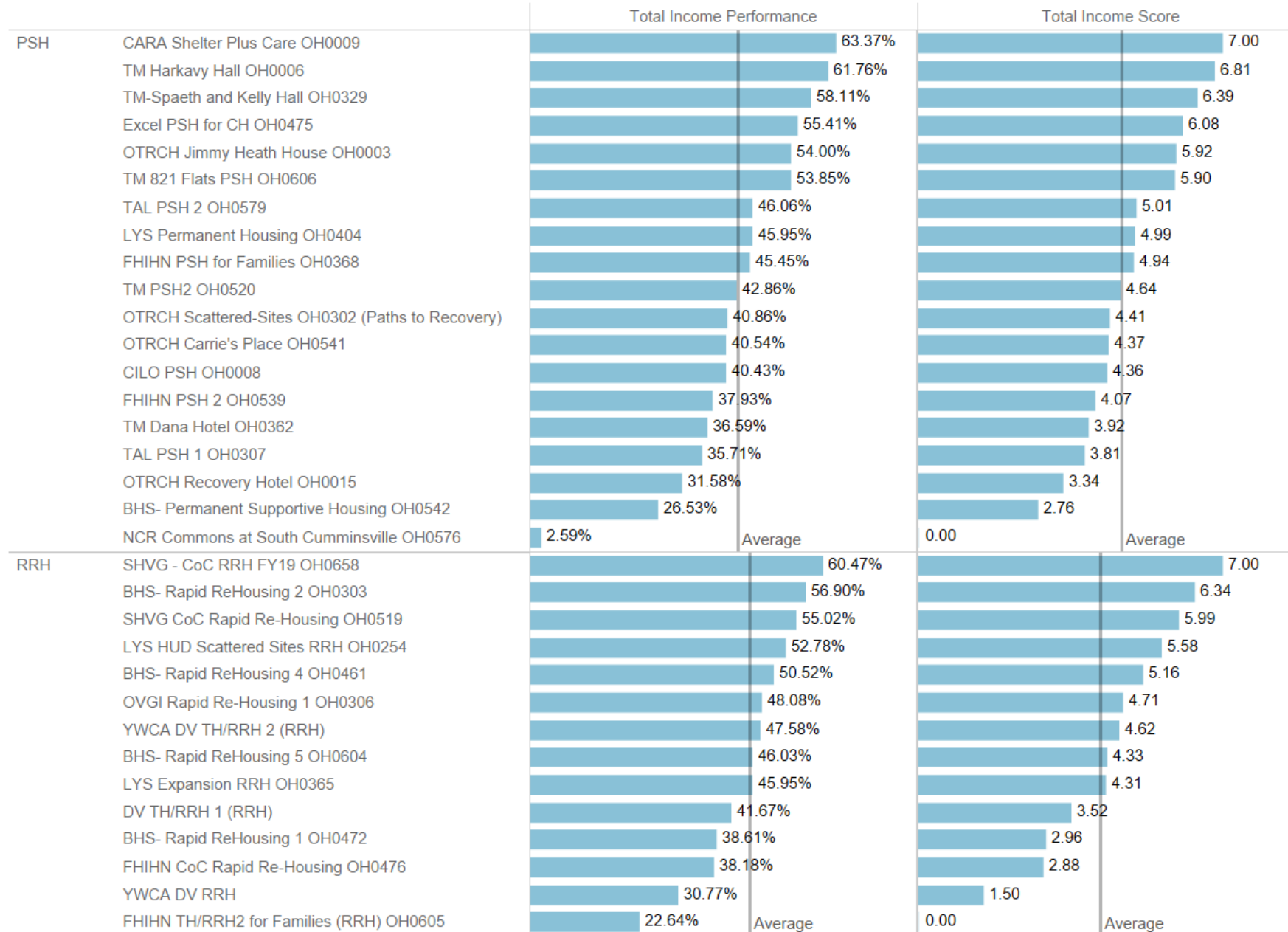
Project performance

Housing stability




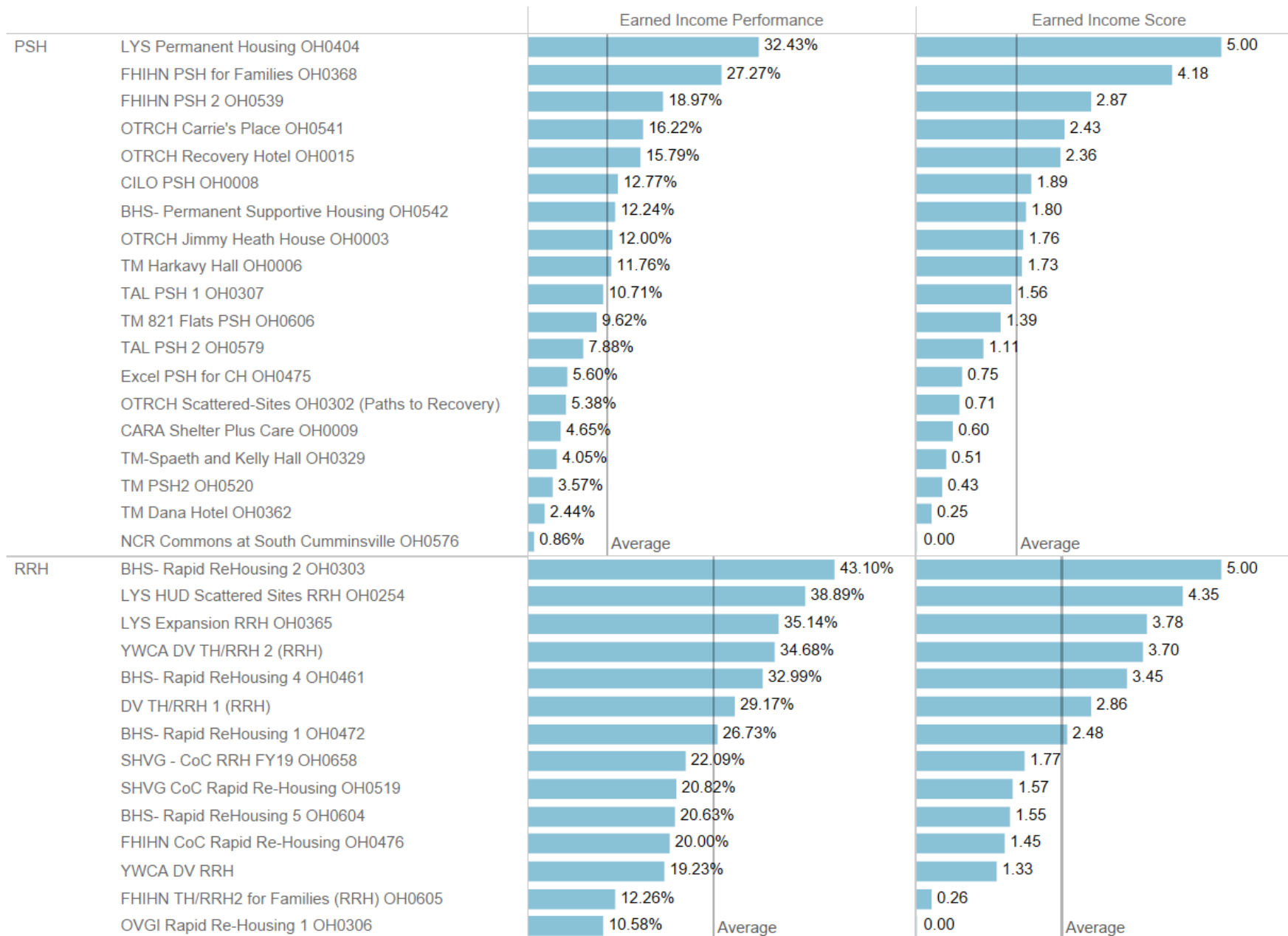
Project performance

Increasing total income



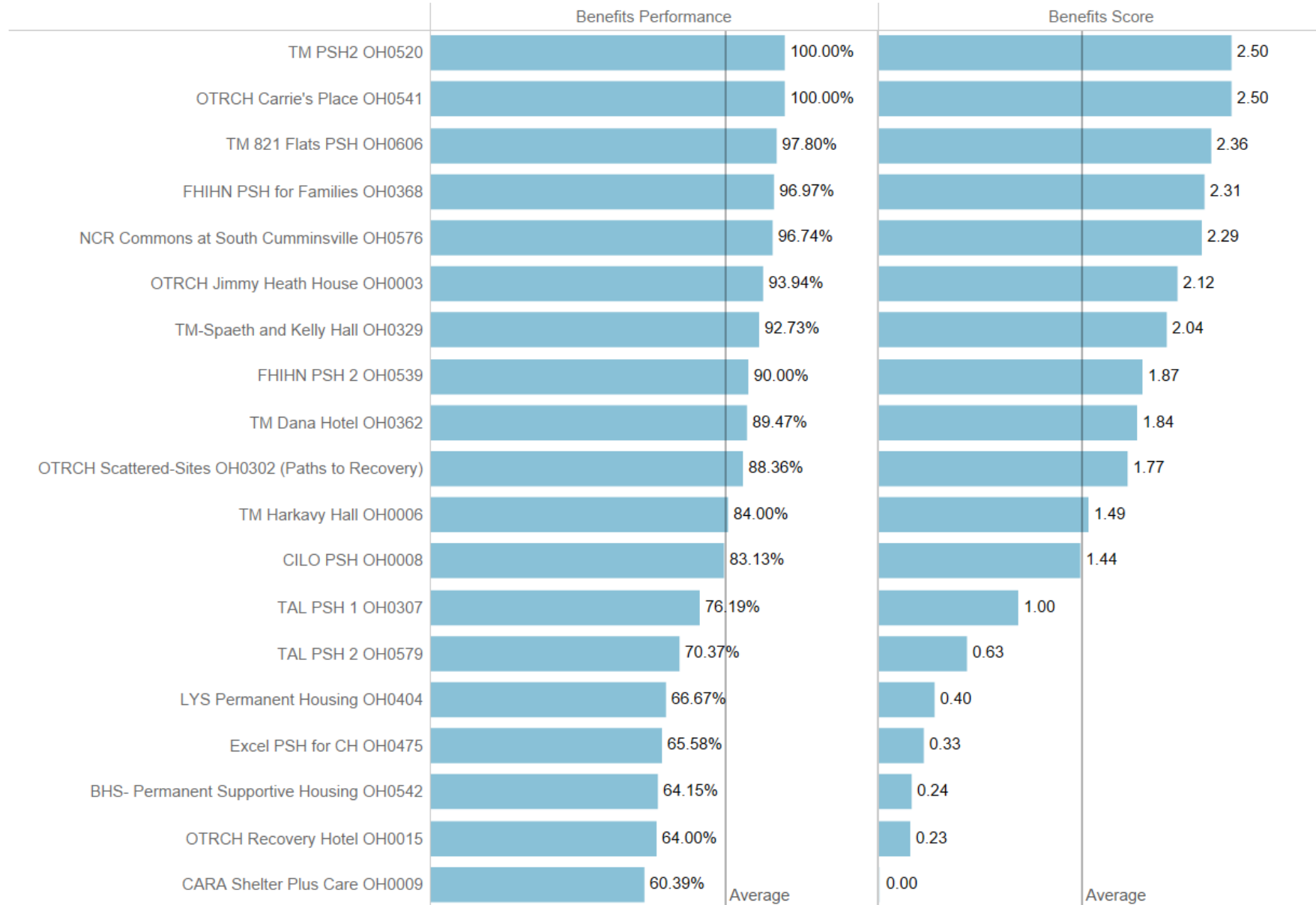
Project performance

Increasing earned income



Project performance

Non-cash benefits

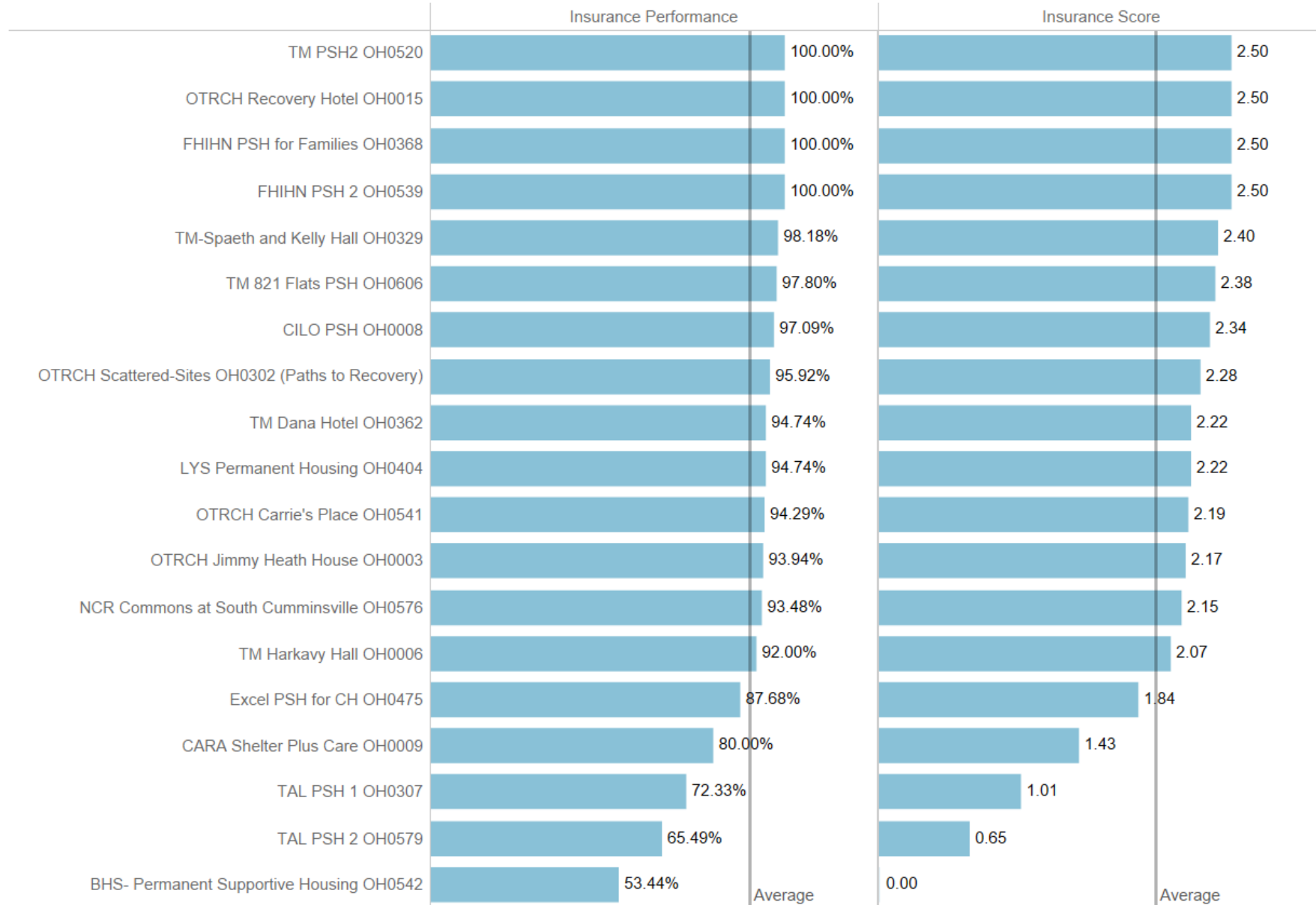


Permanent Supportive Housing only



Project performance

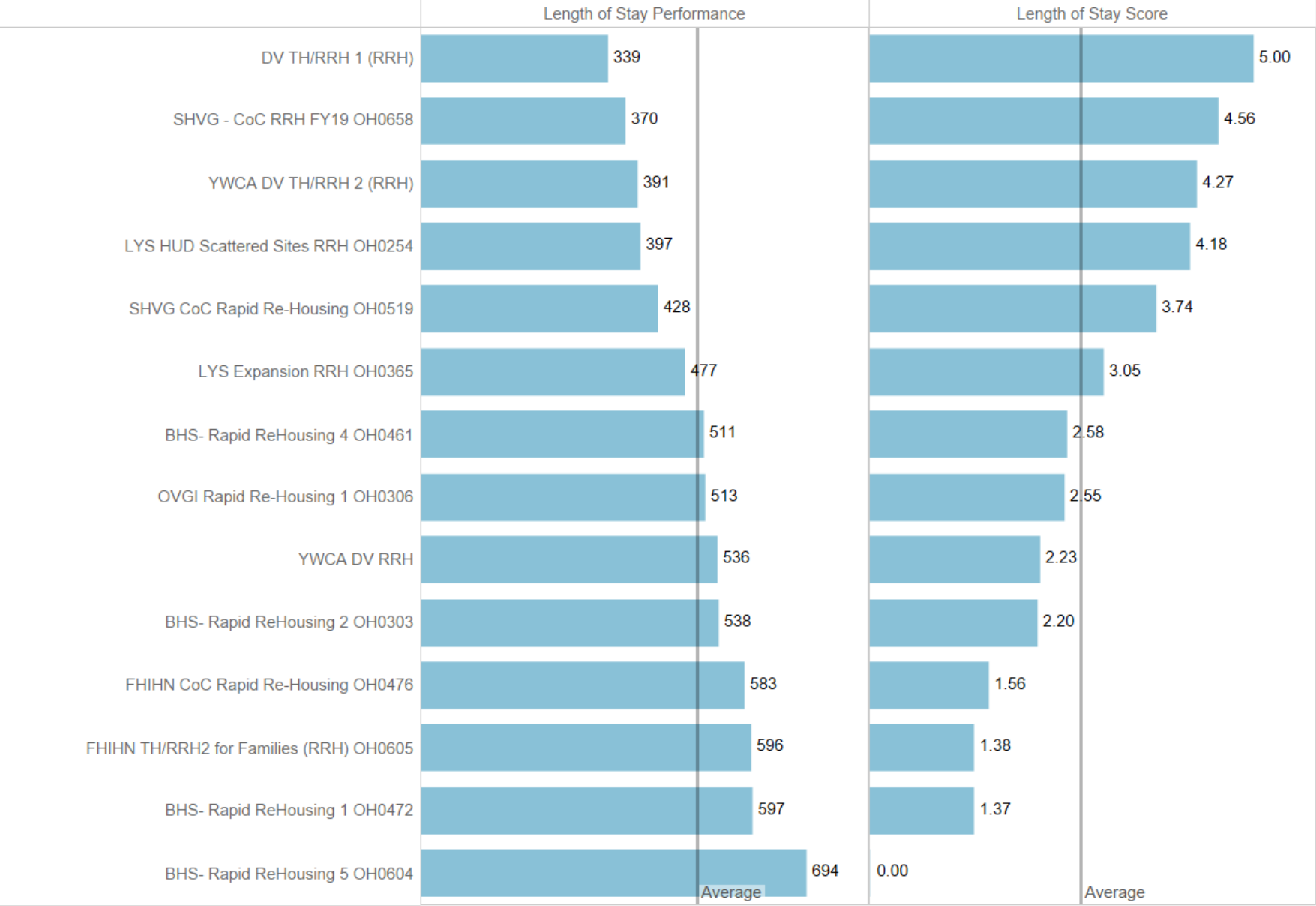
Health insurance




Permanent Supportive Housing only

Project performance

Length of stay

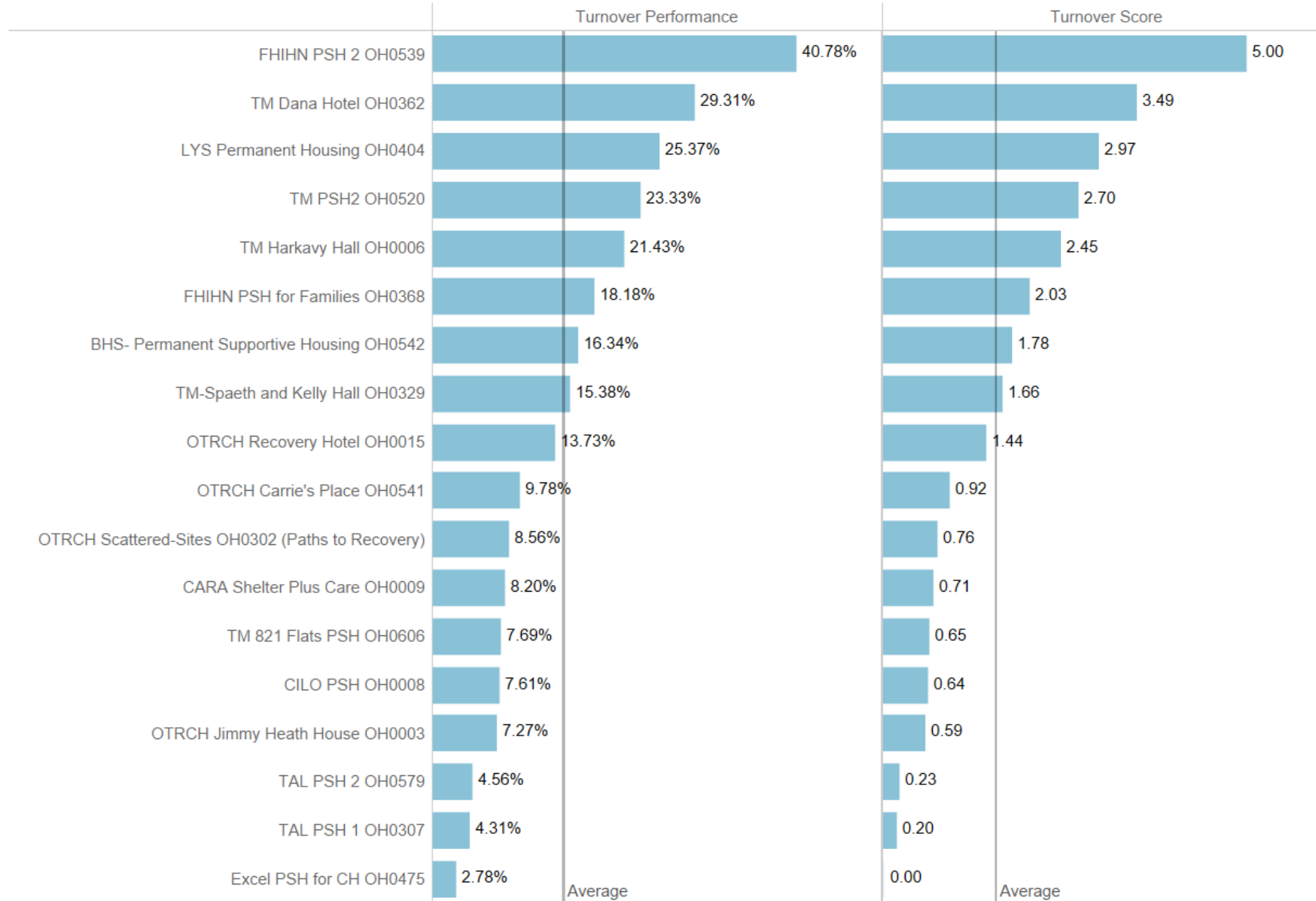


Rapid Re-Housing only



Project performance

Project turnover



Permanent Supportive Housing only. NCR Commons at South Cumminsville OH0576 not scored on this metric because they were not in operation prior to July 1, 2020.

Project performance


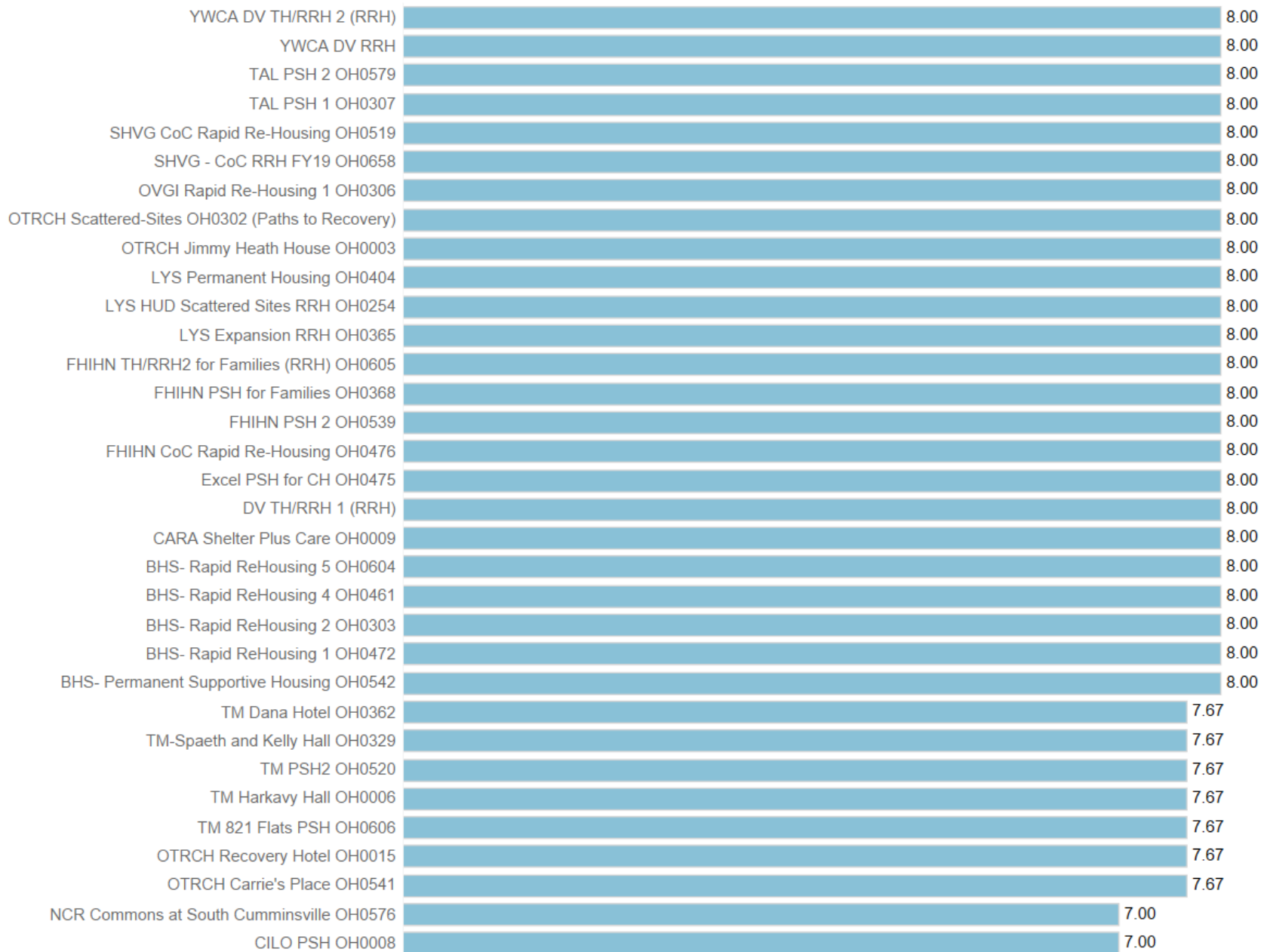
Utilization rate

		Utilization Performance		Utilization Score	
Scattered-site	YWCA DV RRH	100.00%		3.00	
	SHVG CoC Rapid Re-Housing OH0519	100.00%		3.00	
	SHVG - CoC RRH FY19 OH0658	100.00%		3.00	
	OVGI Rapid Re-Housing 1 OH0306	100.00%		3.00	
	LYS HUD Scattered Sites RRH OH0254	100.00%		3.00	
	LYS Expansion RRH OH0365	100.00%		3.00	
	FHIHN PSH for Families OH0368	100.00%		3.00	
	FHIHN PSH 2 OH0539	100.00%		3.00	
	FHIHN CoC Rapid Re-Housing OH0476	100.00%		3.00	
	CILO PSH OH0008	100.00%		3.00	
	CARA Shelter Plus Care OH0009	100.00%		3.00	
	BHS- Rapid ReHousing 5 OH0604	100.00%		3.00	
	BHS- Rapid ReHousing 4 OH0461	100.00%		3.00	
	BHS- Rapid ReHousing 2 OH0303	100.00%		3.00	
	BHS- Rapid ReHousing 1 OH0472	100.00%		3.00	
	OTRCH Scattered-Sites OH0302 (Paths to Recovery)	99.39%		2.96	
	Excel PSH for CH OH0475	98.85%		2.93	
	LYS Permanent Housing OH0404	97.96%		2.88	
	TAL PSH 2 OH0579	97.58%		2.86	
	TAL PSH 1 OH0307	95.92%		2.76	
BHS- Permanent Supportive Housing OH0542	95.27%		2.72		
FHIHN TH/RRH2 for Families (RRH) OH0605	93.99%		2.65		
YWCA DV TH/RRH 2 (RRH)	80.77%		1.87		
DV TH/RRH 1 (RRH)	48.84%	Average	0.00	Average	
Site-based	TM Harkavy Hall OH0006	100.00%		3.00	
	TM Dana Hotel OH0362	100.00%		3.00	
	TM 821 Flats PSH OH0606	93.86%		2.16	
	OTRCH Carrie's Place OH0541	92.86%		2.02	
	OTRCH Jimmy Heath House OH0003	92.00%		1.90	
	NCR Commons at South Cumminsville OH0576	90.83%		1.74	
	OTRCH Recovery Hotel OH0015	90.00%		1.63	
	TM-Spaeth and Kelly Hall OH0329	89.74%		1.59	
	TM PSH2 OH0520	78.13%	Average	0.00	Average

Housing programs only

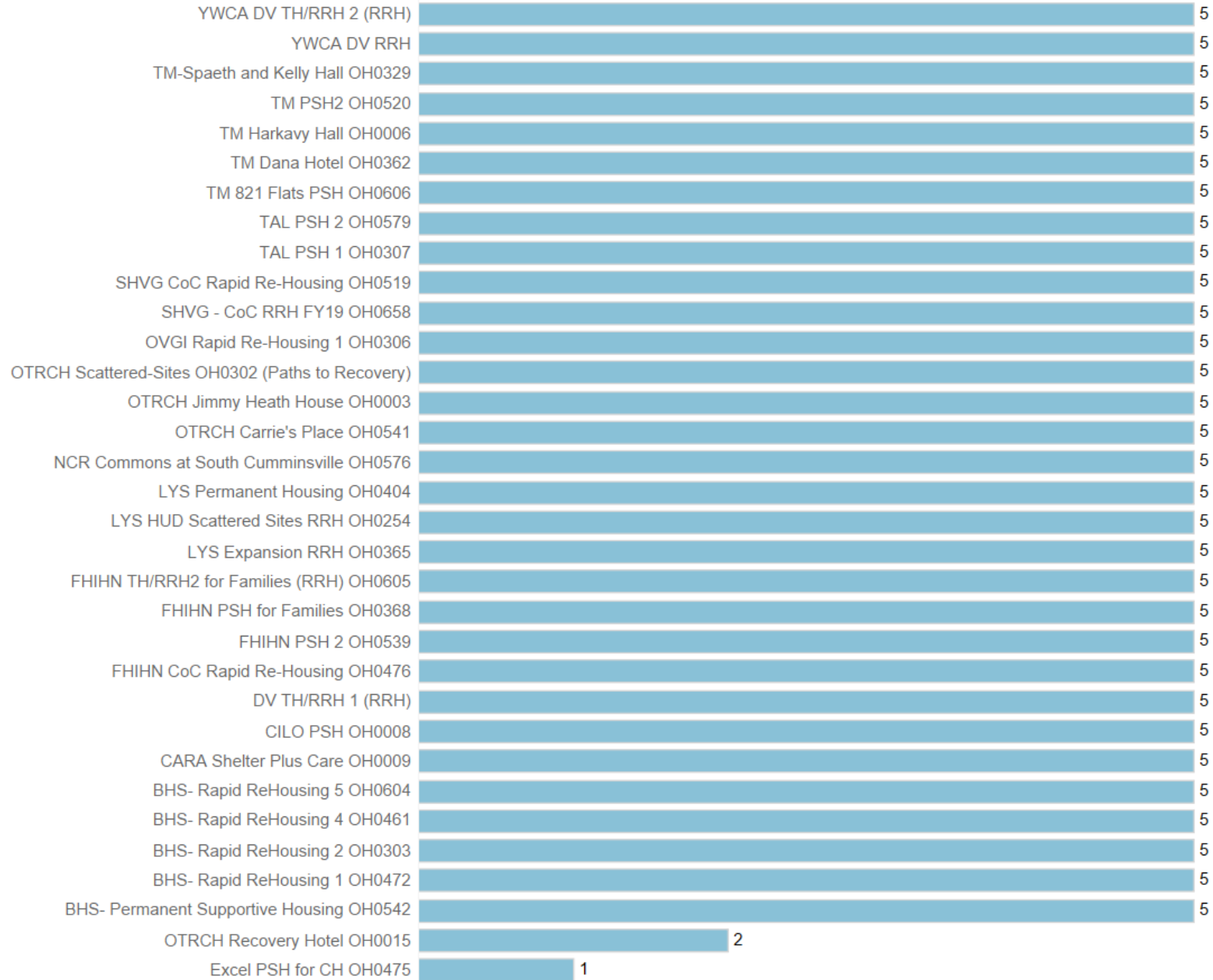
Project performance

Housing First



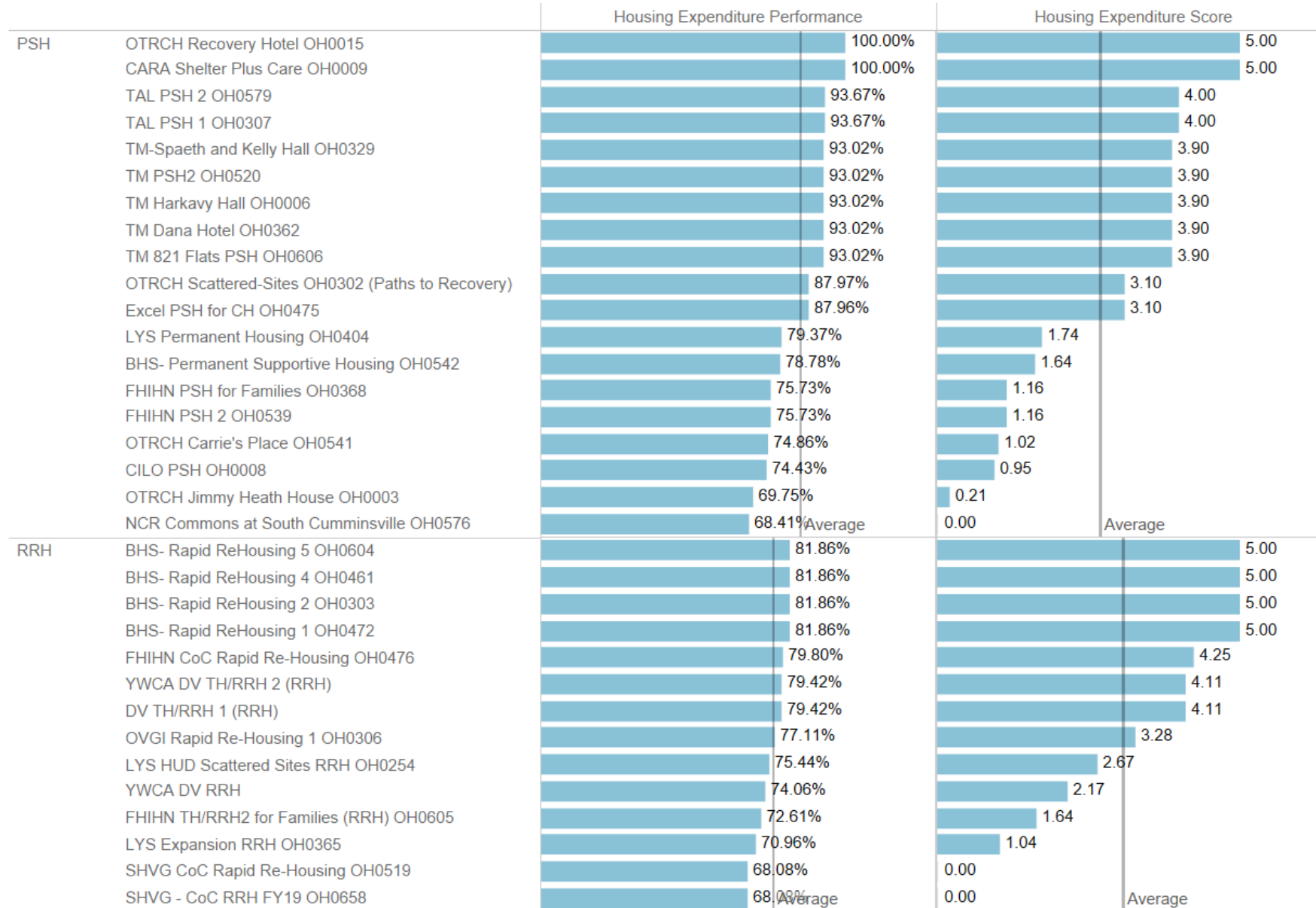
Grant management

Funds recaptured



Grant management

Housing expenditure



Housing programs only

Grant management


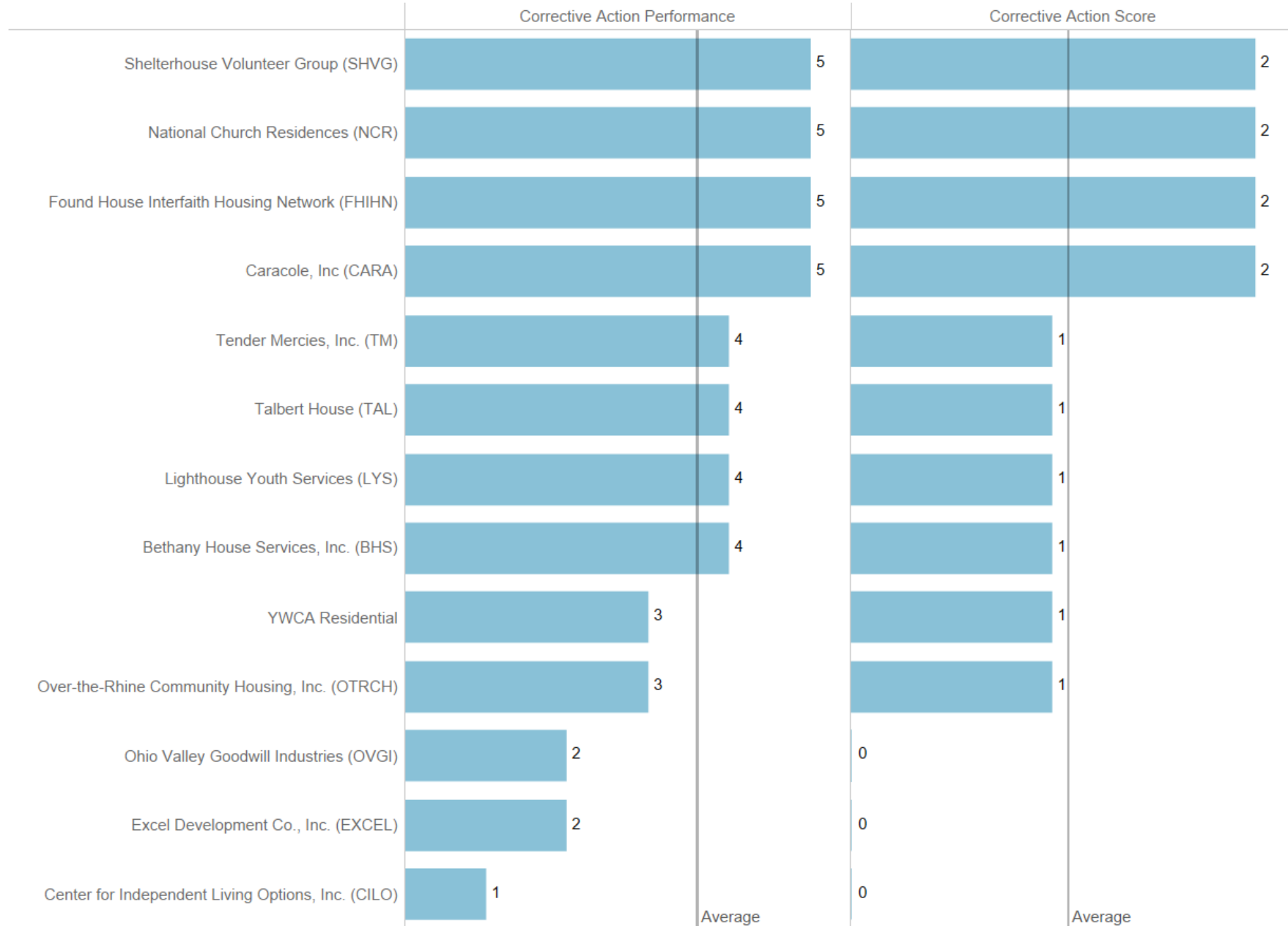
Required match

YWCA DV TH/RRH 2 (RRH)	2
YWCA DV RRH	2
TM-Spaeth and Kelly Hall OH0329	2
TM PSH2 OH0520	2
TM Harkavy Hall OH0006	2
TM Dana Hotel OH0362	2
TM 821 Flats PSH OH0606	2
TAL PSH 2 OH0579	2
TAL PSH 1 OH0307	2
SHVG CoC Rapid Re-Housing OH0519	2
SHVG - CoC RRH FY19 OH0658	2
OVGI Rapid Re-Housing 1 OH0306	2
OTRCH Scattered-Sites OH0302 (Paths to Recovery)	2
OTRCH Recovery Hotel OH0015	2
OTRCH Jimmy Heath House OH0003	2
OTRCH Carrie's Place OH0541	2
NCR Commons at South Cumminsville OH0576	2
LYS Permanent Housing OH0404	2
LYS HUD Scattered Sites RRH OH0254	2
LYS Expansion RRH OH0365	2
FHIHN TH/RRH2 for Families (RRH) OH0605	2
FHIHN PSH for Families OH0368	2
FHIHN PSH 2 OH0539	2
FHIHN CoC Rapid Re-Housing OH0476	2
DV TH/RRH 1 (RRH)	2
CILO PSH OH0008	2
CARA Shelter Plus Care OH0009	2
BHS- Rapid ReHousing 5 OH0604	2
BHS- Rapid ReHousing 4 OH0461	2
BHS- Rapid ReHousing 2 OH0303	2
BHS- Rapid ReHousing 1 OH0472	2
BHS- Permanent Supportive Housing OH0542	2
Excel PSH for CH OH0475	0



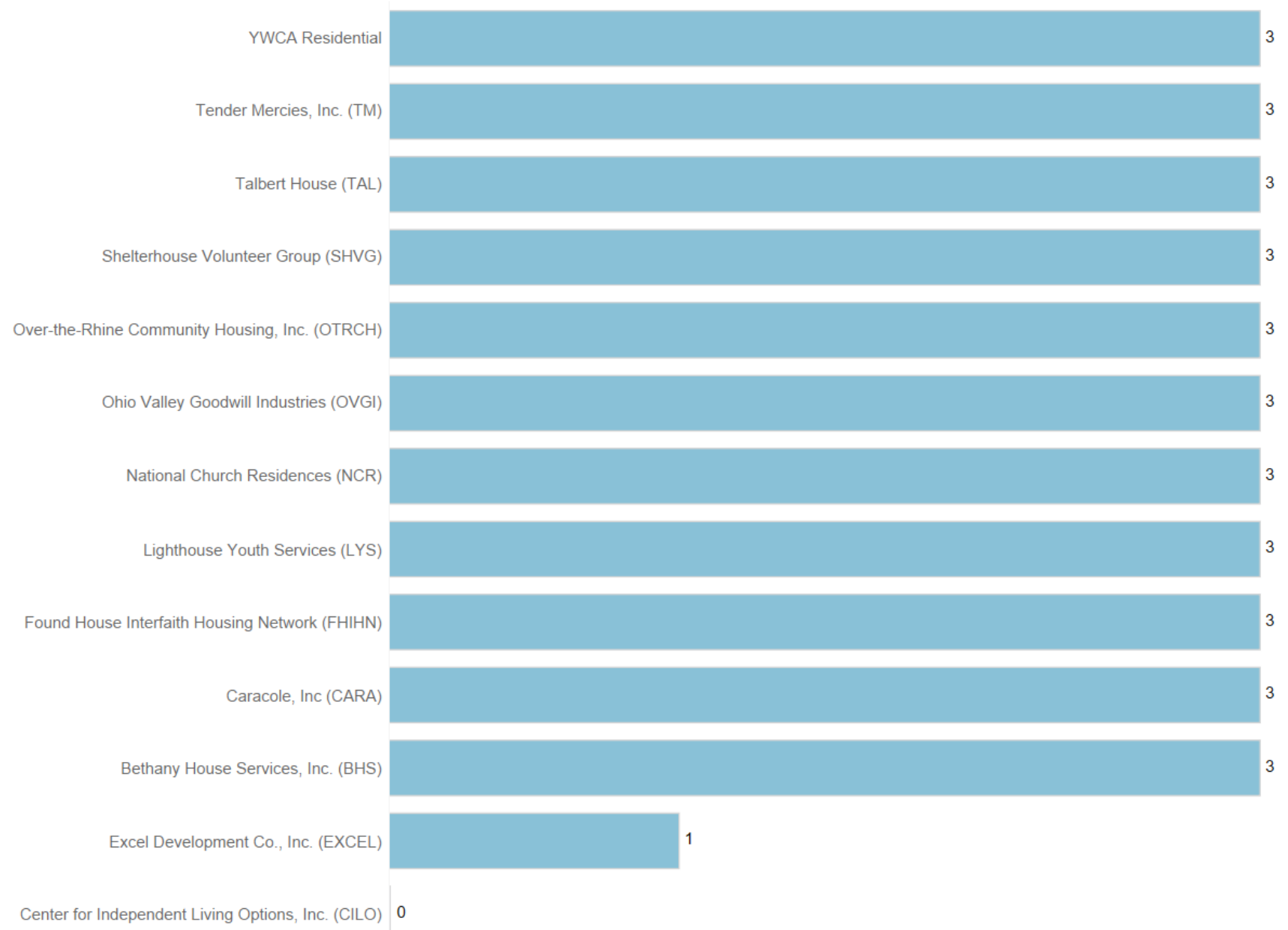
Grant management

Corrective Action Plan



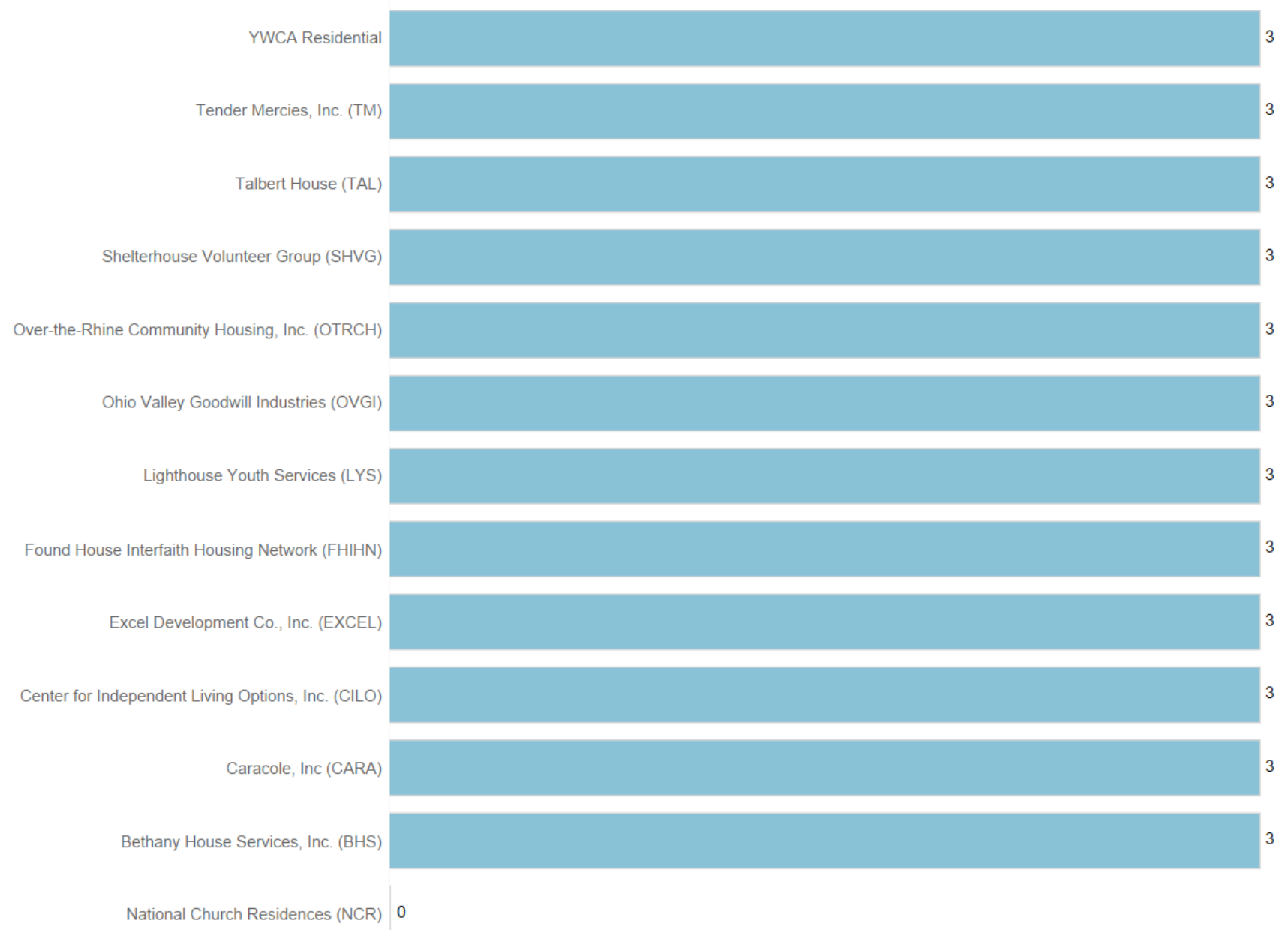
Grant management

Monitoring sanctions



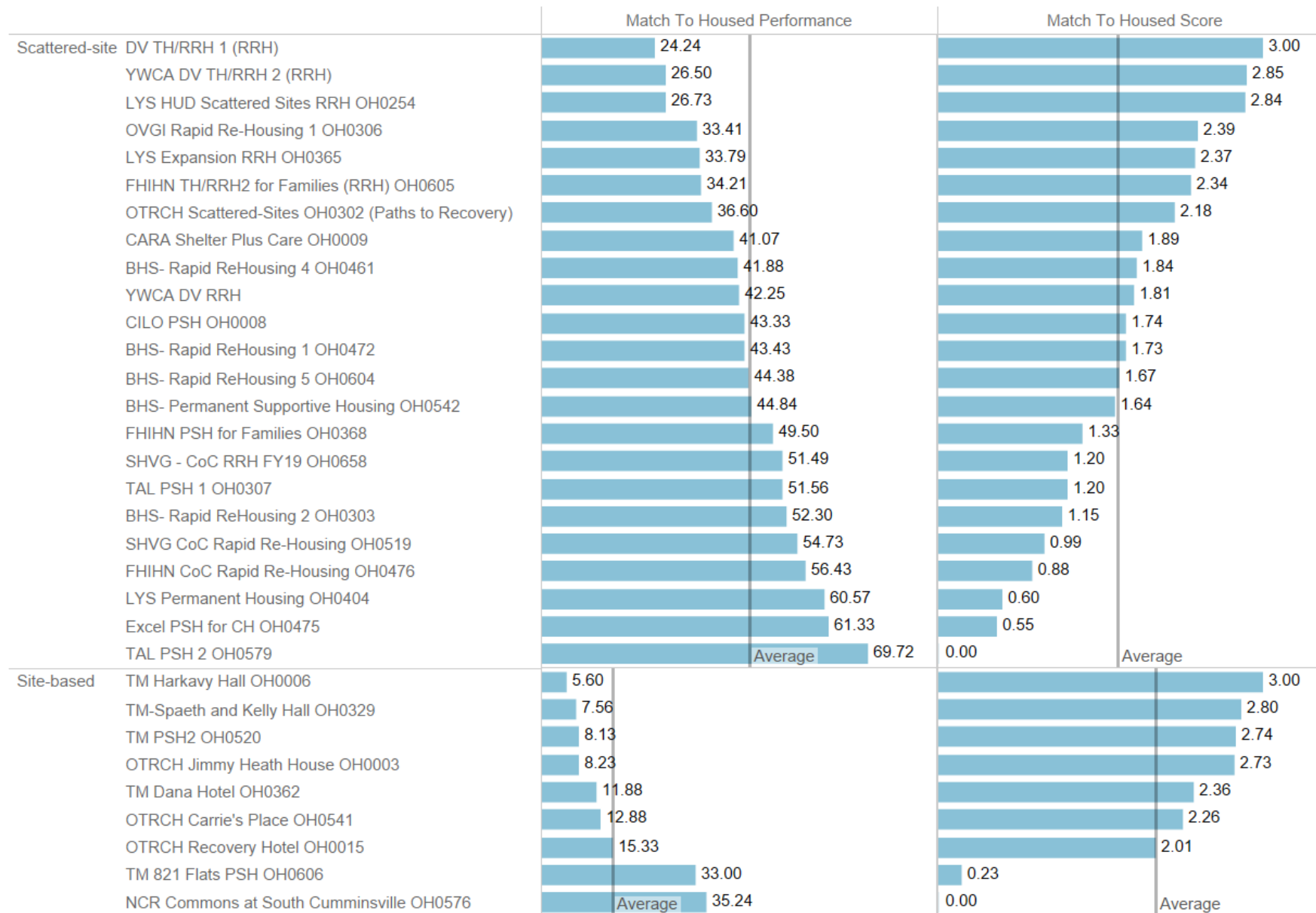
Grant management

Single audit results



Coordinated entry

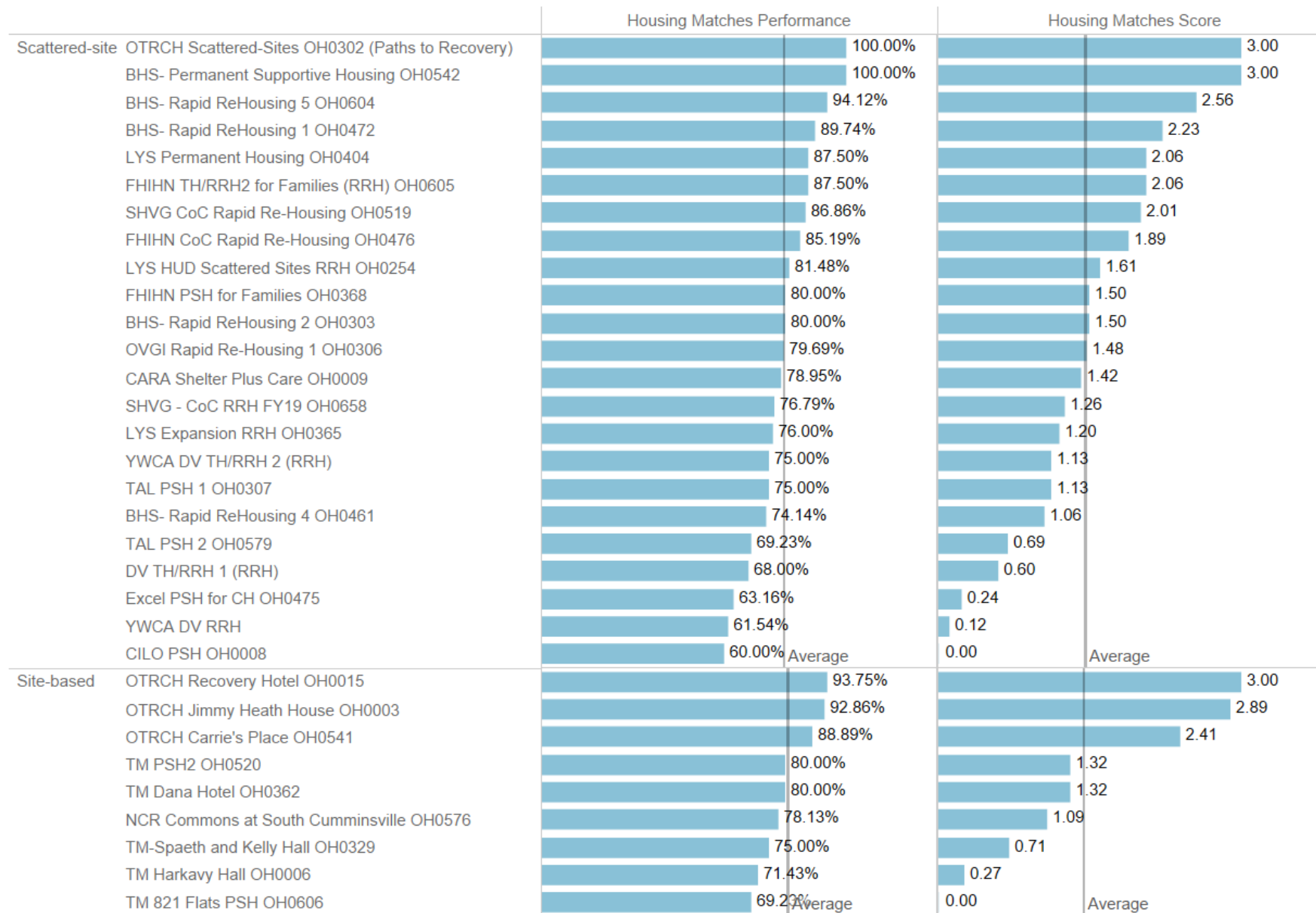
Match-to-housed time



Housing programs only. FHIHN PSH 2 OH 0539 not scored on this metric because it had no coordinated entry matches between July 1, 2021 and March 31, 2023.

Coordinated entry

Housing match success rate



Housing programs only. FHIHN PSH 2 OH 0539 not scored on this metric because it had no coordinated entry matches between July 1, 2021 and March 31, 2023.

Populations

Chronically homeless



	Chronically Homeless Performance		Chronically Homeless Score	
OTRCH Jimmy Heath House OH0003	59.38%		1.00	
TM PSH2 OH0520	58.82%		0.99	
TM Dana Hotel OH0362	54.69%		0.92	
OTRCH Scattered-Sites OH0302 (Paths to Recovery)	50.25%		0.85	
OTRCH Recovery Hotel OH0015	50.00%		0.84	
TM Harkavy Hall OH0006	45.45%		0.77	
TAL PSH 1 OH0307	38.32%		0.65	
TAL PSH 2 OH0579	37.97%		0.64	
LYS Permanent Housing OH0404	37.68%		0.63	
NCR Commons at South Cumminsville OH0576	32.65%		0.55	
TM-Spaeth and Kelly Hall OH0329	31.40%		0.53	
SHVG - CoC RRR FY19 OH0658	27.27%		0.46	
SHVG CoC Rapid Re-Housing OH0519	23.29%		0.39	
TM 821 Flats PSH OH0606	20.00%		0.34	
CILO PSH OH0008	19.50%		0.33	
Excel PSH for CH OH0475	18.84%		0.32	
OTRCH Carrie's Place OH0541	10.64%		0.18	
OVGI Rapid Re-Housing 1 OH0306	10.29%		0.17	
FHIHN PSH 2 OH0539	9.78%		0.16	
CARA Shelter Plus Care OH0009	7.84%		0.13	
LYS Expansion RRR OH0365	7.04%		0.12	
BHS- Permanent Supportive Housing OH0542	3.96%		0.07	
LYS HUD Scattered Sites RRR OH0254	3.95%		0.07	
BHS- Rapid ReHousing 4 OH0461	3.74%		0.06	
BHS- Rapid ReHousing 5 OH0604	1.60%		0.03	
FHIHN PSH for Families OH0368	1.39%		0.02	
FHIHN TH/RRH2 for Families (RRH) OH0605	1.08%		0.02	
YWCA DV TH/RRH 2 (RRH)	1.06%		0.02	
BHS- Rapid ReHousing 1 OH0472	0.58%		0.01	
YWCA DV RRR	0.00%		0.00	
FHIHN CoC Rapid Re-Housing OH0476	0.00%		0.00	
DV TH/RRH 1 (RRH)	0.00%		0.00	
BHS- Rapid ReHousing 2 OH0303	0.00%		0.00	
	Average		0.00	Average

Populations

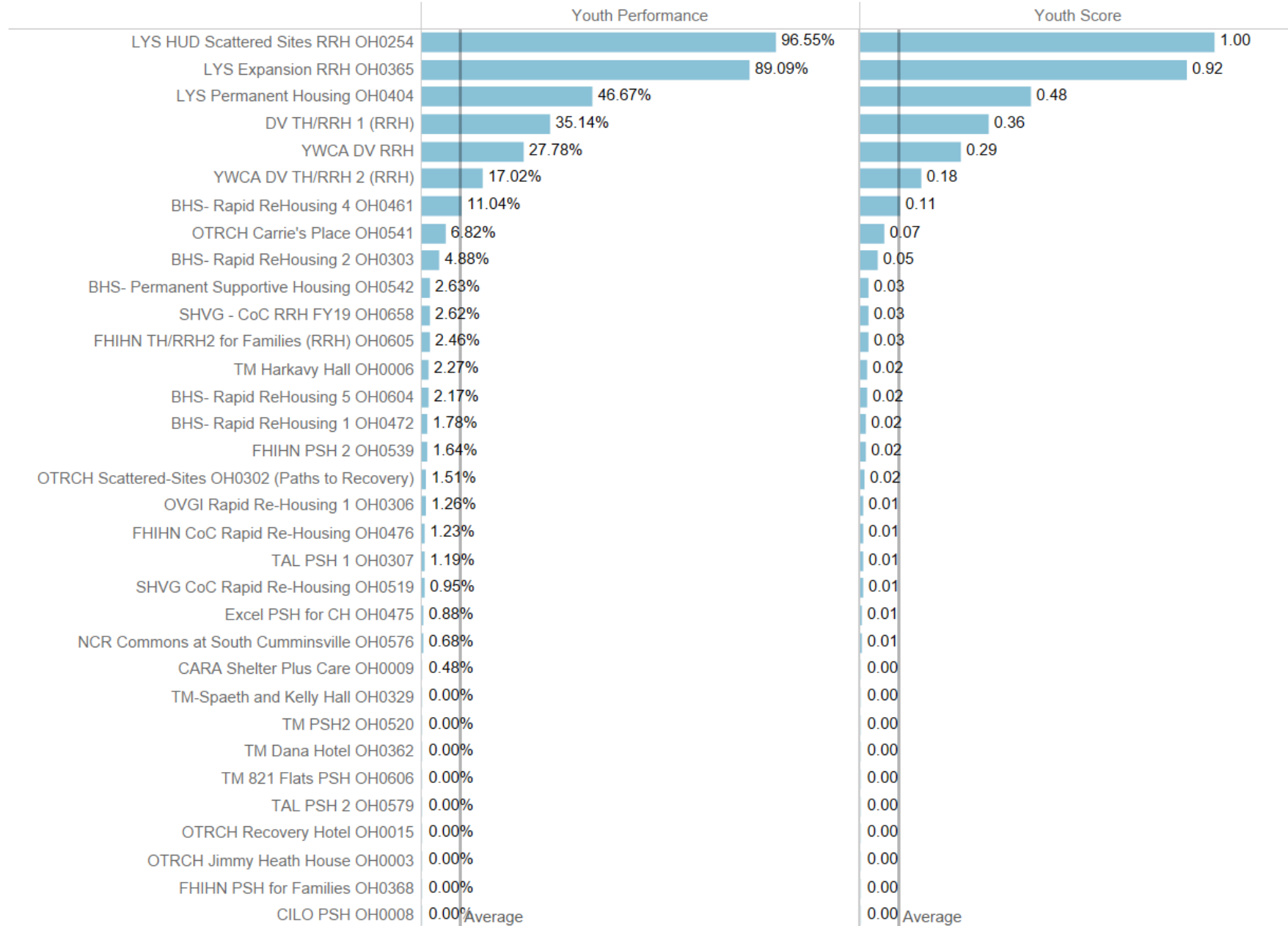
Veterans



	Vets Performance	Vets Score
NCR Commons at South Cumminsville OH0576	10.20%	1.00
OTRCH Recovery Hotel OH0015	9.62%	0.94
TM Dana Hotel OH0362	9.38%	0.92
OTRCH Scattered-Sites OH0302 (Paths to Recovery)	8.04%	0.79
OTRCH Jimmy Heath House OH0003	7.81%	0.77
TM-Spaeth and Kelly Hall OH0329	5.81%	0.57
TM Harkavy Hall OH0006	4.55%	0.45
OTRCH Carrie's Place OH0541	4.55%	0.45
FHIHN TH/RRH2 for Families (RRH) OH0605	4.10%	0.40
TM 821 Flats PSH OH0606	3.33%	0.33
TM PSH2 OH0520	2.94%	0.29
FHIHN CoC Rapid Re-Housing OH0476	2.47%	0.24
TAL PSH 1 OH0307	2.38%	0.23
BHS- Rapid ReHousing 5 OH0604	2.17%	0.21
Excel PSH for CH OH0475	1.93%	0.19
BHS- Rapid ReHousing 4 OH0461	1.84%	0.18
SHVG - CoC RRH FY19 OH0658	1.50%	0.15
BHS- Rapid ReHousing 2 OH0303	1.22%	0.12
CARA Shelter Plus Care OH0009	0.96%	0.09
SHVG CoC Rapid Re-Housing OH0519	0.71%	0.07
OVGI Rapid Re-Housing 1 OH0306	0.63%	0.06
BHS- Rapid ReHousing 1 OH0472	0.59%	0.06
YWCA DV TH/RRH 2 (RRH)	0.00%	0.00
YWCA DV RRH	0.00%	0.00
TAL PSH 2 OH0579	0.00%	0.00
LYS Permanent Housing OH0404	0.00%	0.00
LYS HUD Scattered Sites RRH OH0254	0.00%	0.00
LYS Expansion RRH OH0365	0.00%	0.00
FHIHN PSH for Families OH0368	0.00%	0.00
FHIHN PSH 2 OH0539	0.00%	0.00
DV TH/RRH 1 (RRH)	0.00%	0.00
CILO PSH OH0008	0.00%	0.00
BHS- Permanent Supportive Housing OH0542	0.00%	0.00
	Average	Average

Populations

Youth



Populations

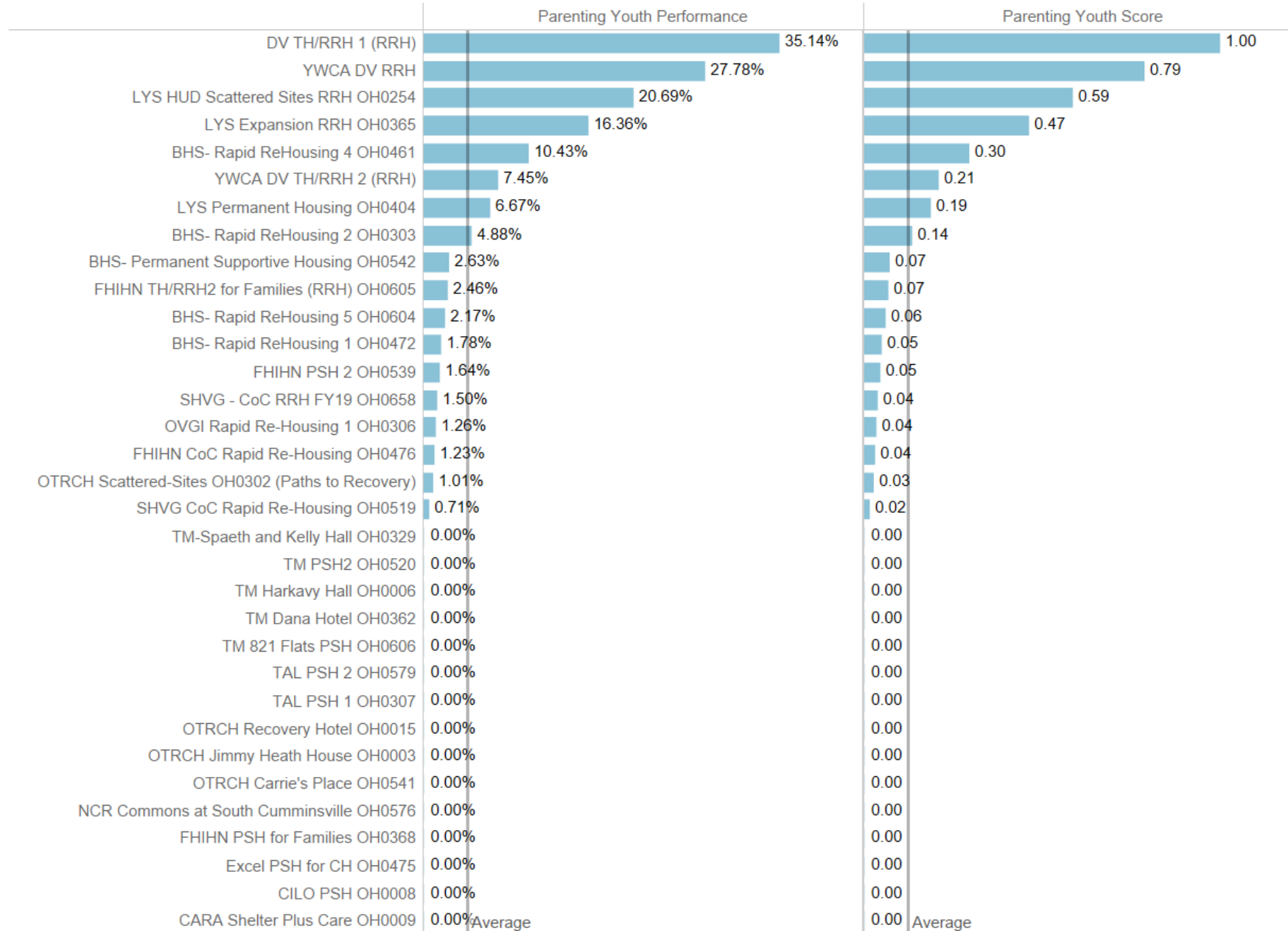
Families



	Families Performance	Families Score
YWCA DV RRH	100.00%	1.00
BHS- Rapid ReHousing 1 OH0472	98.45%	0.98
DV TH/RRH 1 (RRH)	97.30%	0.97
BHS- Rapid ReHousing 2 OH0303	96.88%	0.97
FHIHN PSH for Families OH0368	94.59%	0.95
BHS- Rapid ReHousing 4 OH0461	94.07%	0.94
FHIHN CoC Rapid Re-Housing OH0476	90.57%	0.91
BHS- Permanent Supportive Housing OH0542	90.20%	0.90
BHS- Rapid ReHousing 5 OH0604	88.46%	0.88
FHIHN PSH 2 OH0539	88.37%	0.88
FHIHN TH/RRH2 for Families (RRH) OH0605	82.56%	0.83
OTRCH Carrie's Place OH0541	53.49%	0.53
YWCA DV TH/RRH 2 (RRH)	48.94%	0.49
CILO PSH OH0008	44.87%	0.45
LYS Permanent Housing OH0404	32.56%	0.33
LYS HUD Scattered Sites RRH OH0254	18.52%	0.19
LYS Expansion RRH OH0365	18.52%	0.19
TAL PSH 1 OH0307	15.54%	0.16
Excel PSH for CH OH0475	13.73%	0.14
TAL PSH 2 OH0579	13.51%	0.14
CARA Shelter Plus Care OH0009	10.42%	0.10
OVGI Rapid Re-Housing 1 OH0306	5.13%	0.05
SHVG CoC Rapid Re-Housing OH0519	1.94%	0.02
SHVG - CoC RRH FY19 OH0658	1.90%	0.02
OTRCH Scattered-Sites OH0302 (Paths to Recovery)	1.01%	0.01
TM-Spaeth and Kelly Hall OH0329	0.00%	0.00
TM PSH2 OH0520	0.00%	0.00
TM Harkavy Hall OH0006	0.00%	0.00
TM Dana Hotel OH0362	0.00%	0.00
TM 821 Flats PSH OH0606	0.00%	0.00
OTRCH Recovery Hotel OH0015	0.00%	0.00
OTRCH Jimmy Heath House OH0003	0.00%	0.00
NCR Commons at South Cumminsville OH0576	0.00%	0.00
	Average	Average

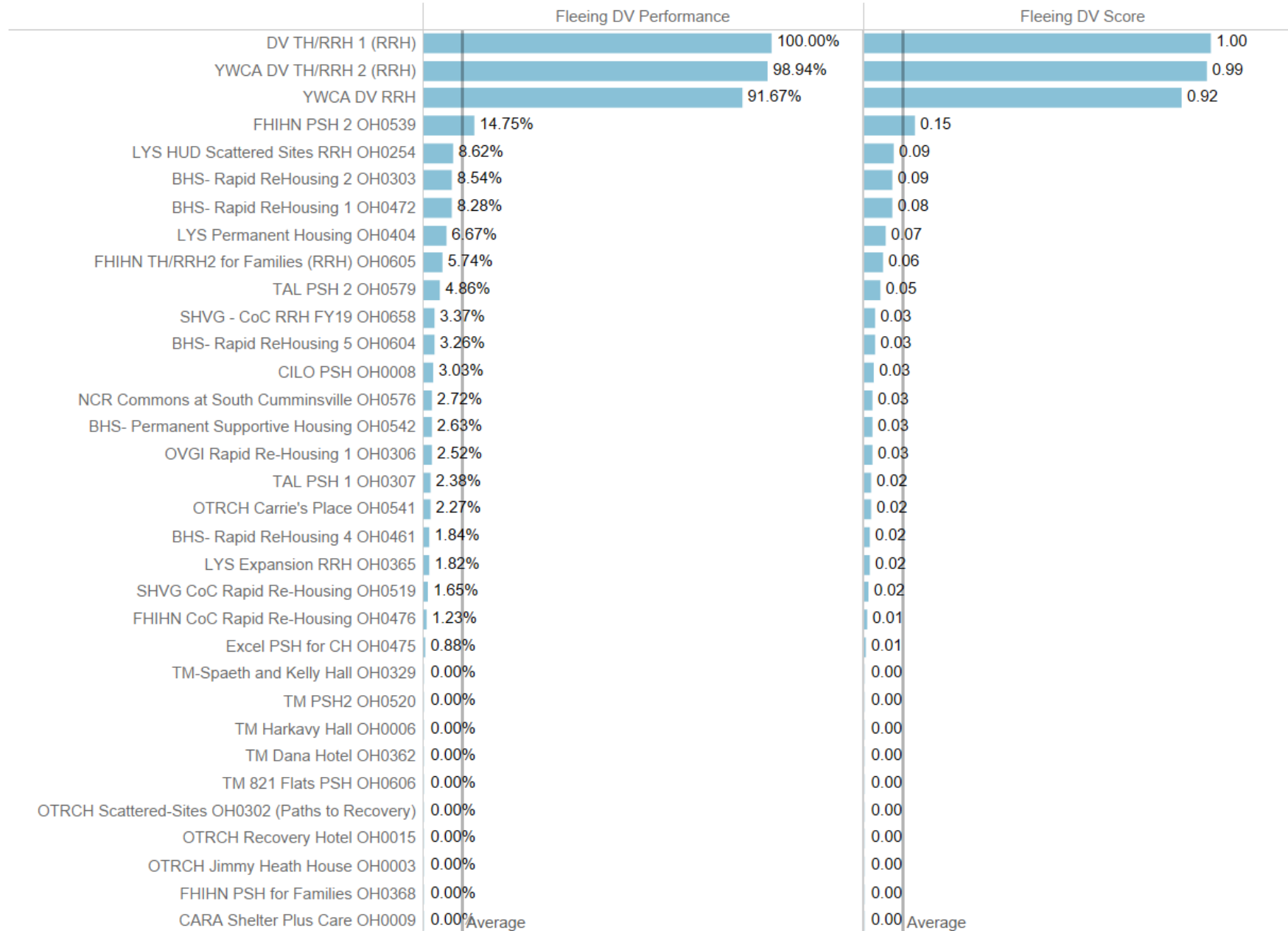
Populations

Parenting youth



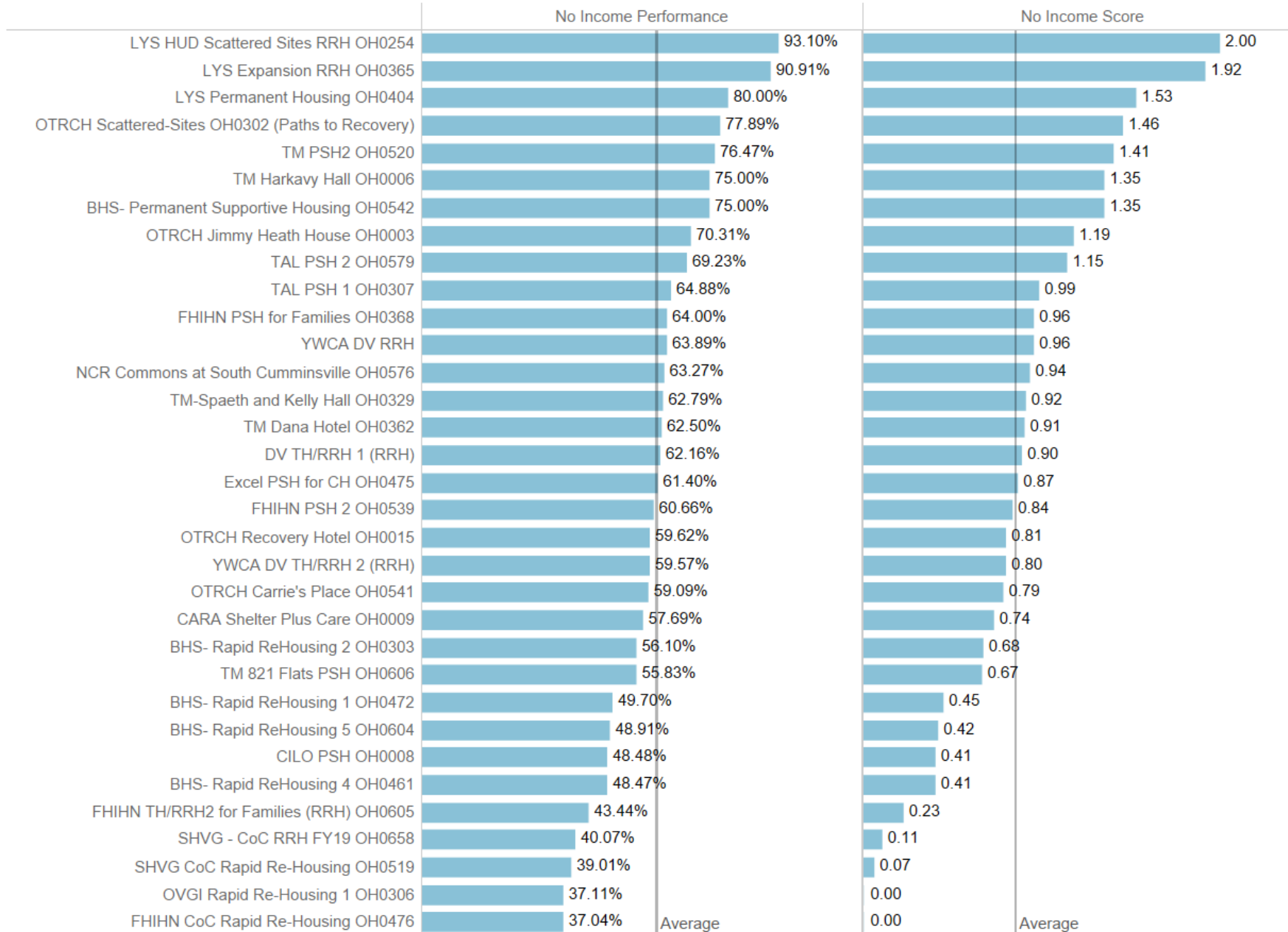
Populations

Fleeing domestic violence



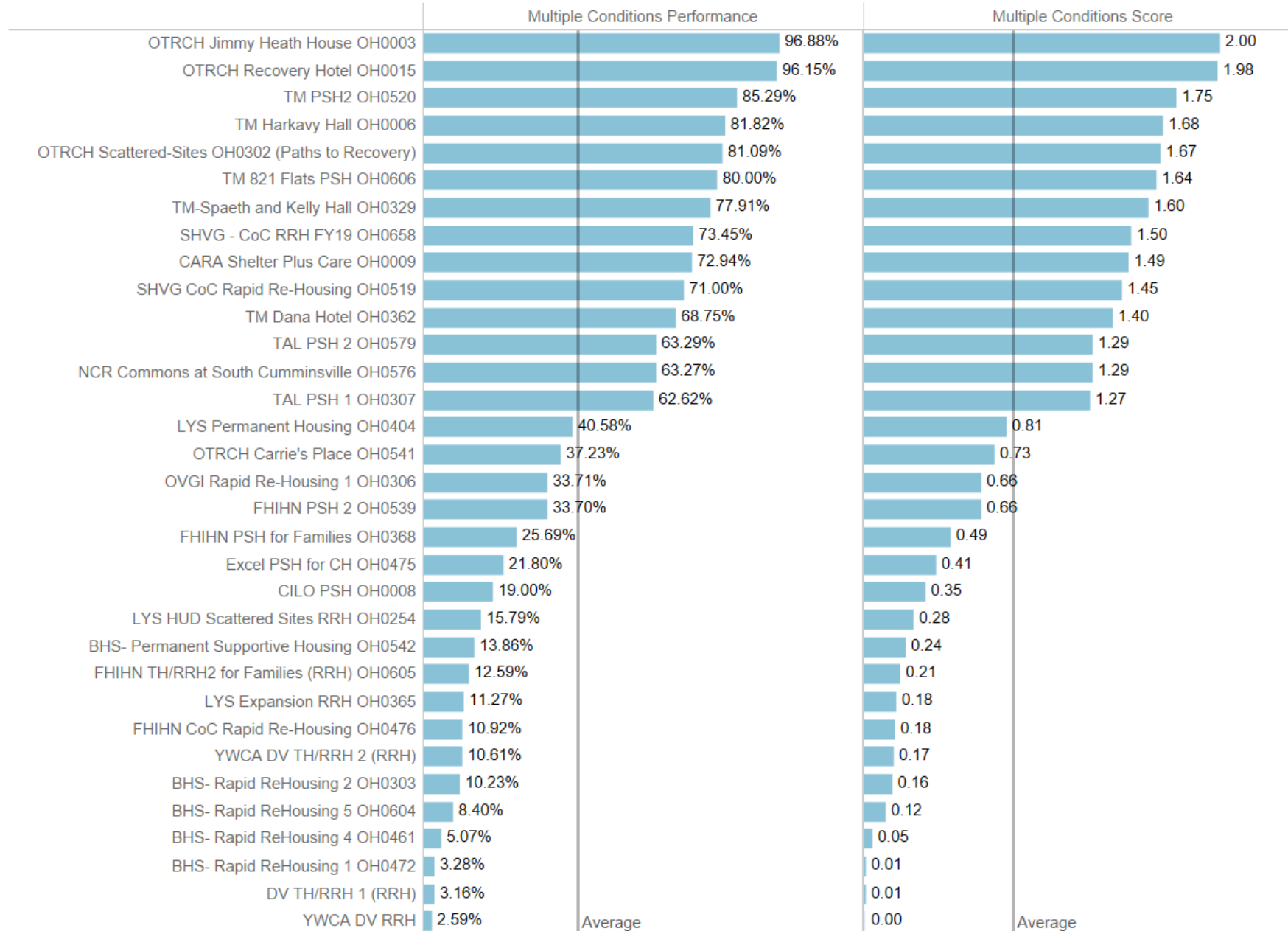
Populations

Adults with no income



Populations

Multiple disabling conditions



Populations

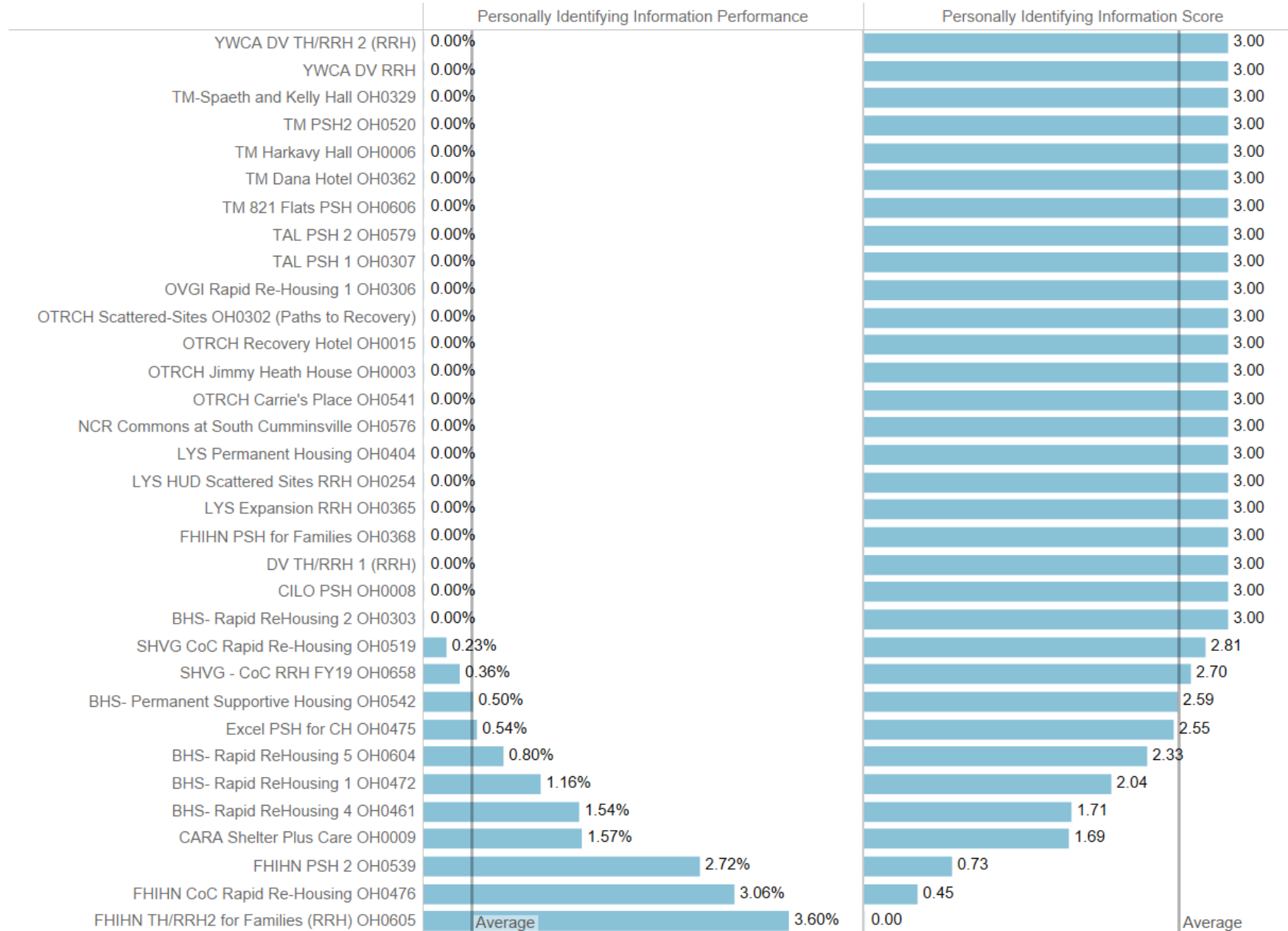
Entered from street



	Street Performance		Street Score	
OTRCH Scattered-Sites OH0302 (Paths to Recovery)	58.29%		1.00	
OTRCH Jimmy Heath House OH0003	56.25%		0.96	
TM PSH2 OH0520	52.94%		0.91	
TM Dana Hotel OH0362	39.06%		0.67	
TM Harkavy Hall OH0006	36.36%		0.62	
Excel PSH for CH OH0475	34.39%		0.59	
TM-Spaeth and Kelly Hall OH0329	33.72%		0.58	
OTRCH Carrie's Place OH0541	31.82%		0.55	
TAL PSH 1 OH0307	31.55%		0.54	
TM 821 Flats PSH OH0606	30.00%		0.51	
CARA Shelter Plus Care OH0009	23.56%		0.40	
LYS Permanent Housing OH0404	20.00%		0.34	
TAL PSH 2 OH0579	19.03%		0.33	
FHIHN TH/RRH2 for Families (RRH) OH0605	18.03%		0.31	
NCR Commons at South Cumminsville OH0576	17.69%		0.30	
OTRCH Recovery Hotel OH0015	17.31%		0.30	
OVGI Rapid Re-Housing 1 OH0306	16.98%		0.29	
CILO PSH OH0008	15.15%		0.26	
SHVG CoC Rapid Re-Housing OH0519	12.77%		0.22	
SHVG - CoC RRH FY19 OH0658	11.99%		0.21	
LYS HUD Scattered Sites RRH OH0254	10.34%		0.18	
FHIHN CoC Rapid Re-Housing OH0476	9.88%		0.17	
LYS Expansion RRH OH0365	9.09%		0.16	
FHIHN PSH 2 OH0539	6.56%		0.11	
FHIHN PSH for Families OH0368	6.00%		0.10	
BHS- Rapid ReHousing 4 OH0461	3.07%		0.05	
YWCA DV TH/RRH 2 (RRH)	2.66%		0.05	
BHS- Permanent Supportive Housing OH0542	2.63%		0.05	
BHS- Rapid ReHousing 1 OH0472	2.37%		0.04	
BHS- Rapid ReHousing 2 OH0303	1.22%		0.02	
BHS- Rapid ReHousing 5 OH0604	1.09%		0.02	
YWCA DV RRH	0.00%		0.00	
DV TH/RRH 1 (RRH)	0.00%		0.00	
	Average		Average	

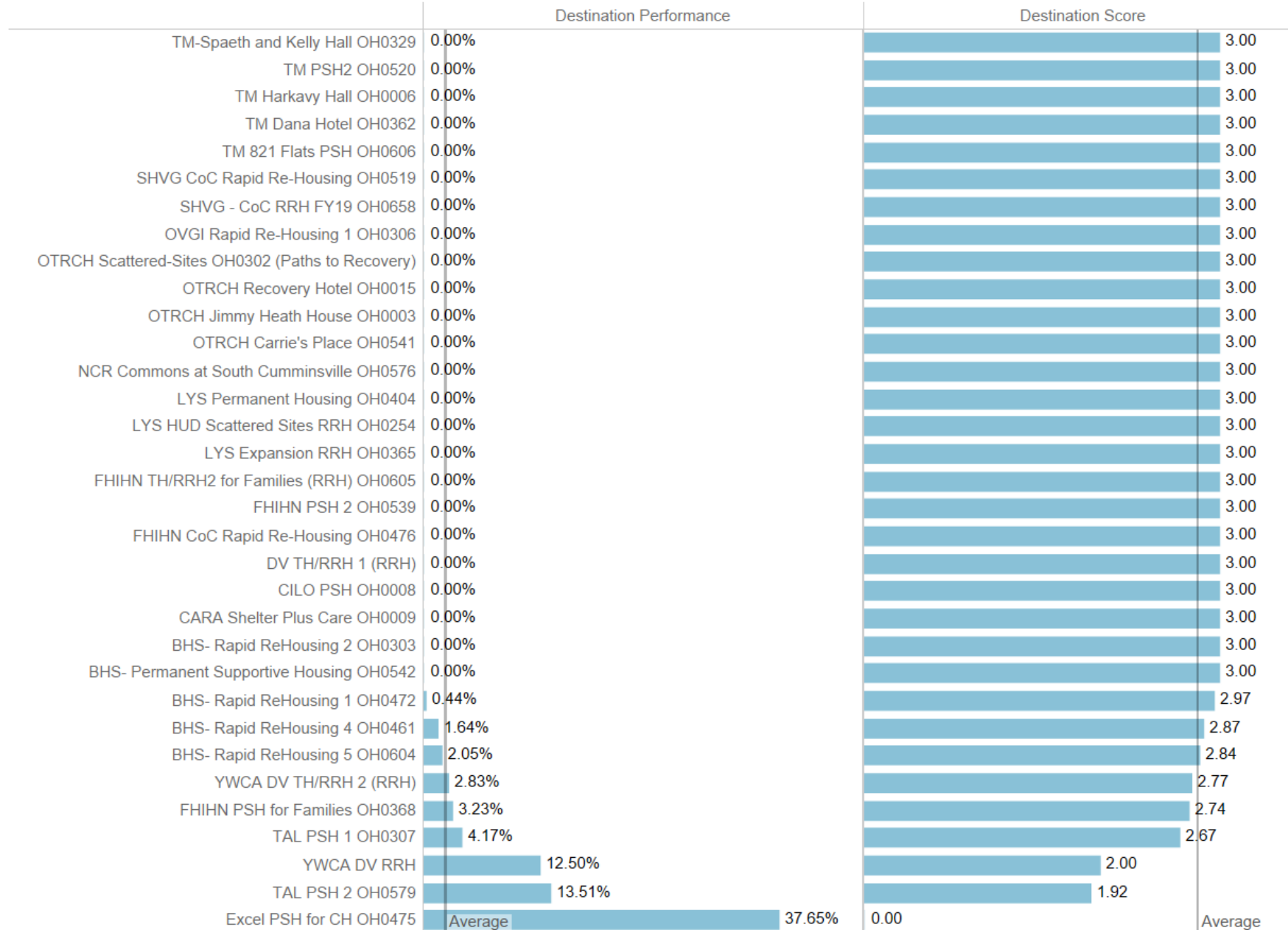
Data quality

Personally identifying information




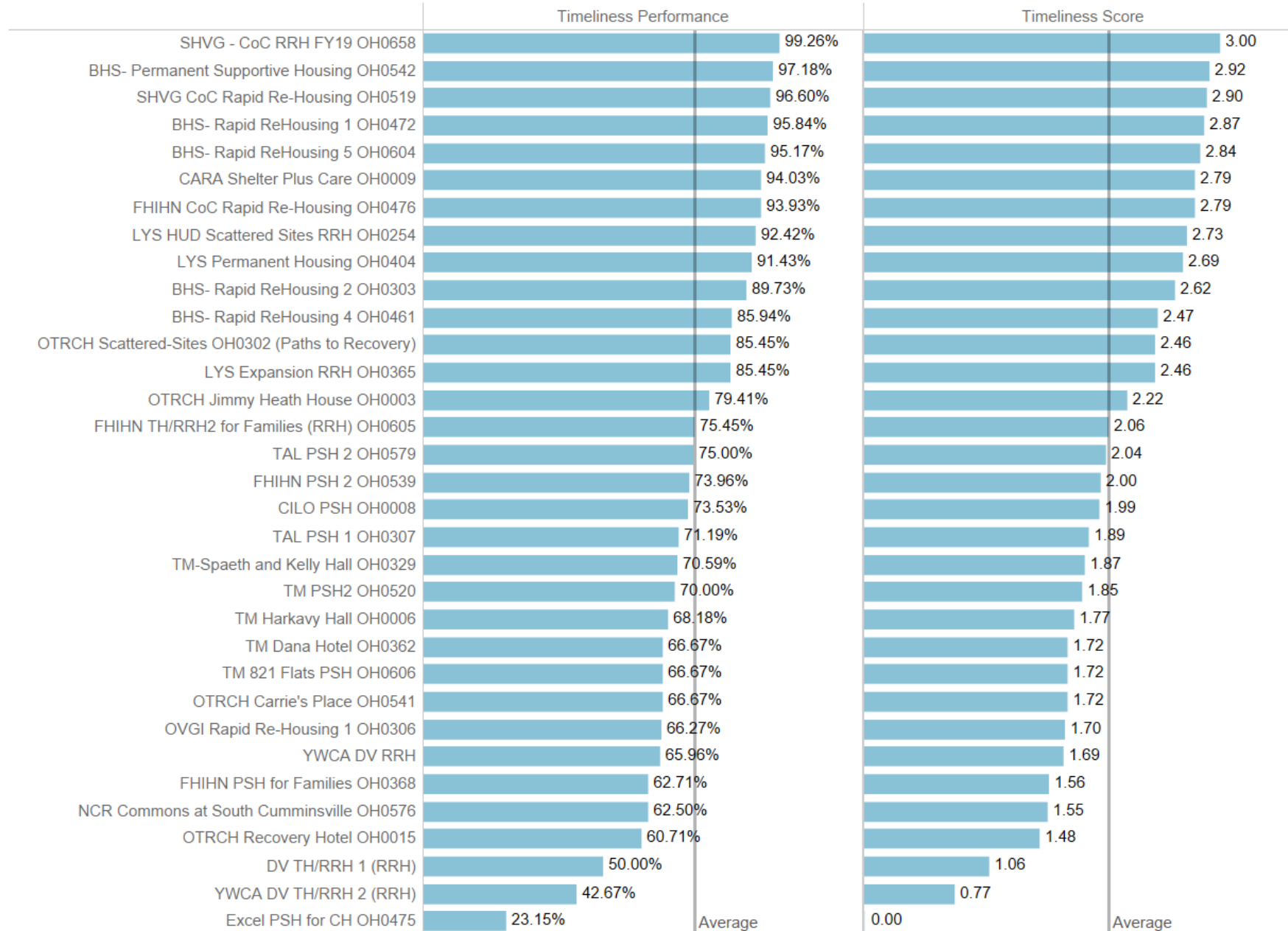
Data quality

Destination



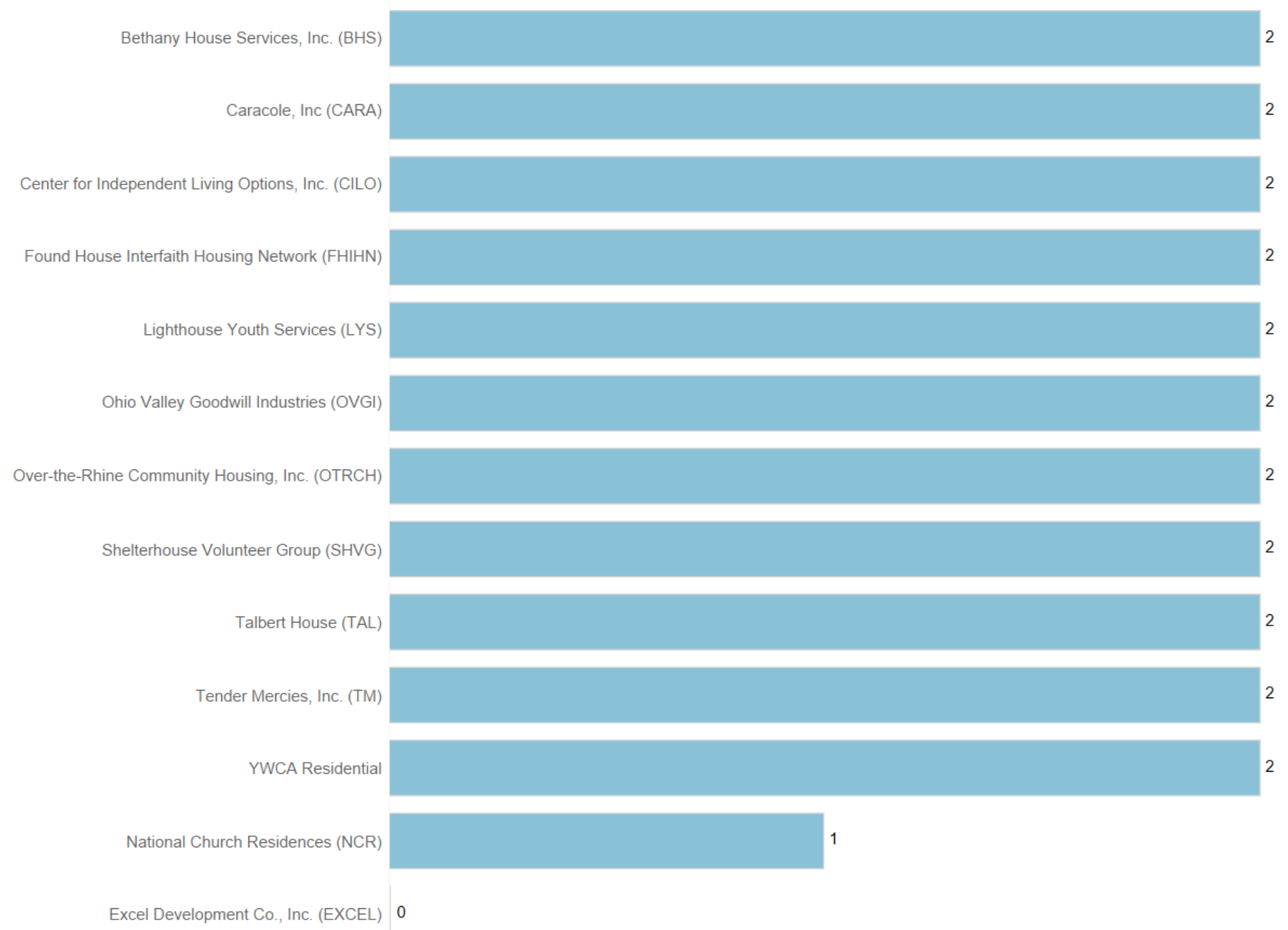
Data quality

Timeliness



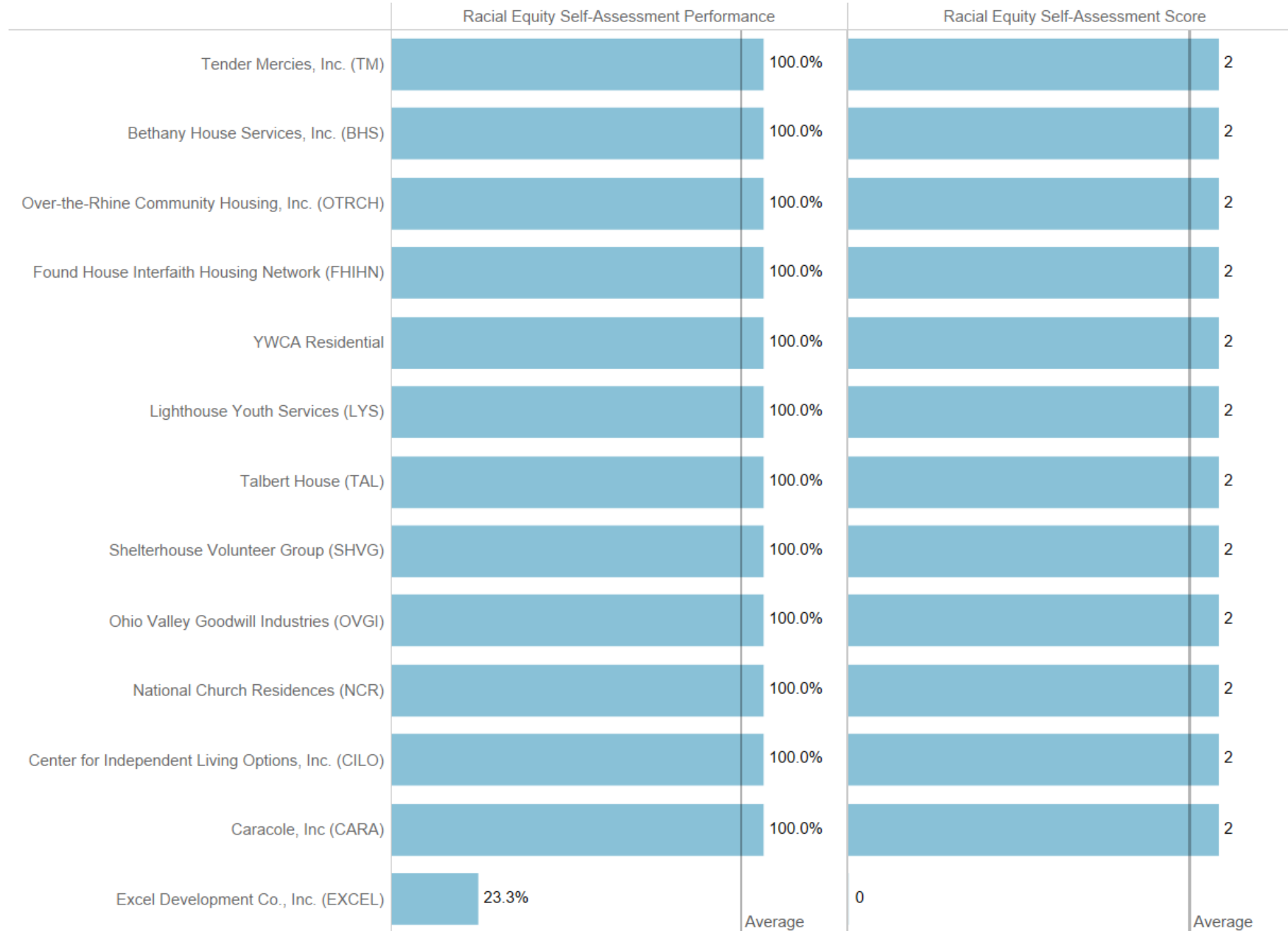
CoC Participation

Workgroup attendance



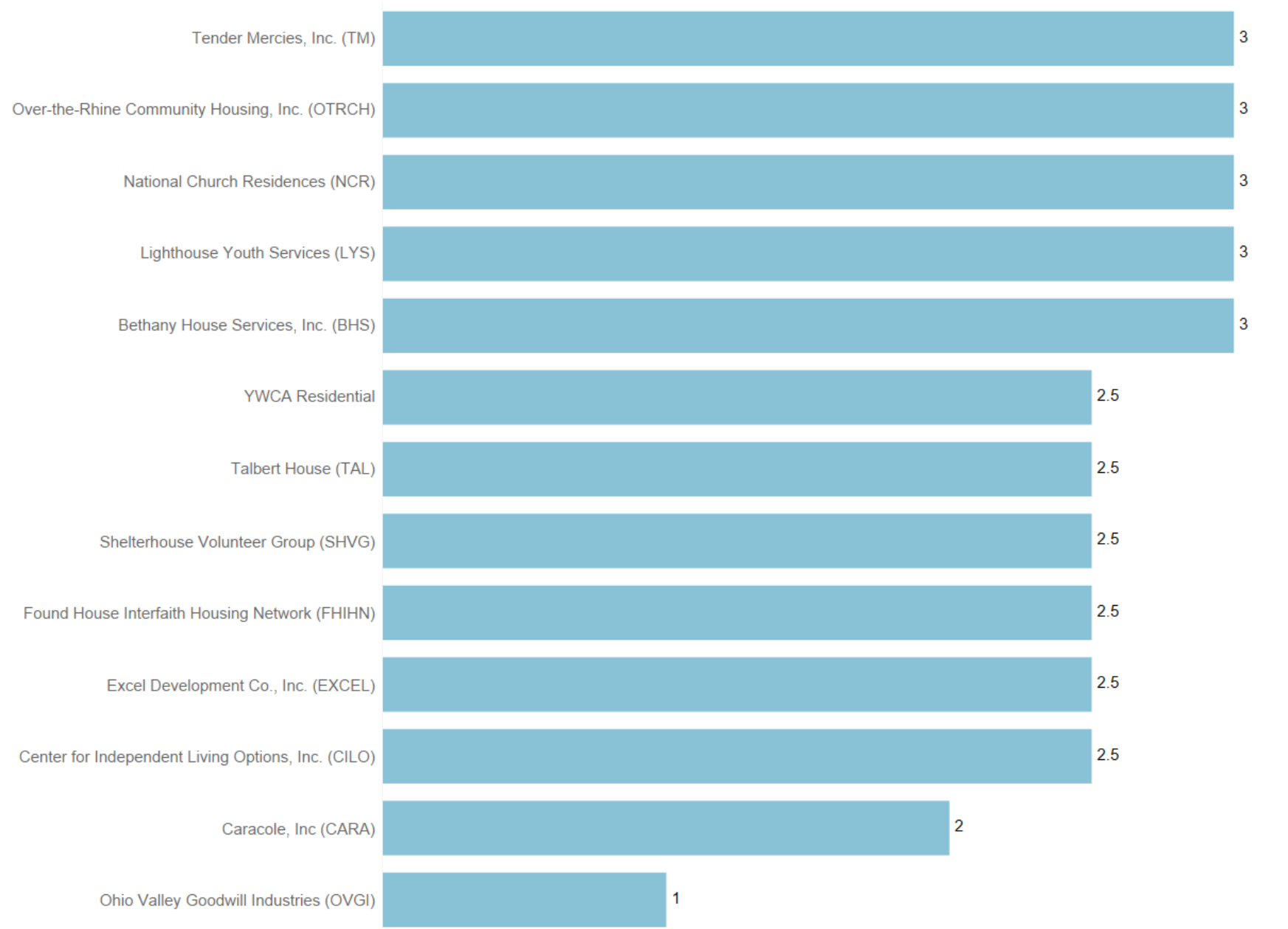
Racial equity

Self-assessment

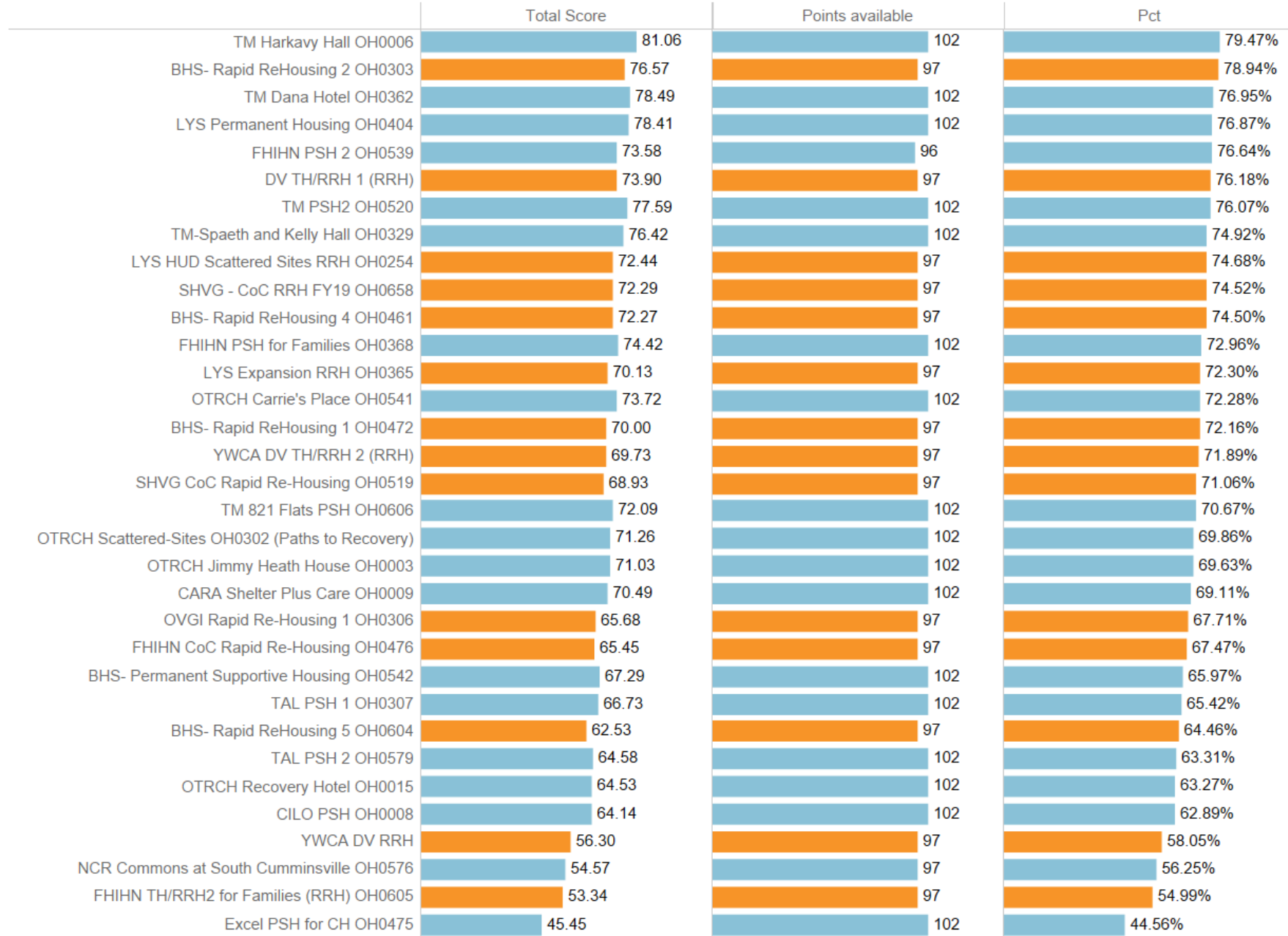



Racial equity

Staff and Leadership Racial Makeup



Total score



PSH RRH